

# **LAVOR**

*SIMPLY STRONGER*



MAJOR SPONSOR

**LCR**  
TEAM  
**Honda**

MAIN CATALOGUE

---

PROFESSIONAL

# 2021



# LAVOR

*SIMPLY STRONGER*

More strength, more power, more innovation.

This is what, day after day, forges the new LAVOR brand and that is realized in our products, ambassadors of our philosophy through cutting-edge technical and quality features.

Why do we do it?

We want to be by your side ever more.

Simply



The strengthening of the LAVOR brand, the presentation of this new trademark and the desire to be increasingly active and visible in the Italian and international markets have also led to the signing of a very important three-year sponsorship with the LCR Honda HRC MotoGP team.



In fact, the LAVOR brand will be on the fairing of the motorcycle, as well as throughout the LCR HONDA HRC paddock for the three-year period 2019-2021.







**Headquarter**

**Lavorwash** is worldwide leader in cleaning industry since 1975 and offers a wide and complete range of cleaning machinery suitable for any kind of applications, both indoor and outdoor relying on a fortyfour-year experience.

Over the years, Lavorwash has grown to become a specialist manufacturer of professional and household cleaning systems, acquiring various leading brands and diversifying its own range to offer innovative products of excellence.



**United Kingdom**

**Lavorwash** has production plants in Italy and around the world and nowadays it employs over 300 staff and has around 200 associates, with branches in several countries around the world such as France, the United Kingdom, Spain, Poland, Brazil and China.



**China**



**France**

**Lavorwash** is a company with a consolidated reputation at national and international levels. It operates locally through branches located around the world, delivering its products through importers, distributors, agent network and direct relations with large retailing chains



**Brazil**



**Spain**



**Poland**





**Lavorwash** has an extensive R&D program aimed at improving the performance, durability and quality of its products, as well as developing new models, accessories and services to meet the needs of a market with a high rate of innovation and technological change. We research the development of new products, as well as the improvement and optimization of existing models. Lavorwash tests its research: technical staff employs sophisticated and modern technological systems; products are subjected to continual functional and performance tests.

**Lavorwash** creates attractive products, by combining innovative styling, reliability and ease of use in perfect harmony. We understand the importance of ergonomics: designers and technicians work in close collaboration to manufacture products which are easy to use, safe, efficient and truly stylish.

**Lavorwash** has finalized advanced technologies, thanks to which every product is the result of a sophisticated manufacturing process.

We use production lines equipped with automatic testing stations which immediately identify any problems or defects and the assembly systems ensure constant quality levels.

**Lavorwash** supplies efficient and powerful systems ensuring high performance and the long life of the machines.

**Lavorwash** pursues constant improvement and always sets itself new goals and targets. Wide-ranging and consolidated experience, constant commitment to research, advanced manufacturing processes and customer service are the features which have resulted in Lavorwash becoming a worldleader in cleaning systems.

**Lavorwash** offers its customers consolidated and reliable support, becoming the ideal partner for a successful future.

Investing in research and development also means making strides in terms of product quality and eco-sustainability.

Whereas on the one hand, the improvement of our machines is aimed at meeting the practical needs of users, on the other hand this innovation is developed on the basis of an increasingly strong and shared environmental awareness.

First of all, the use of high pressure cleaners allows for water savings of at least 80% when compared to a normal garden hose. Moreover, we developed vacuum cleaners using high efficiency motors to achieve top performances and reduce energy consumption by 50%.





**Cold water high-pressure cleaners**

**Page 8**



**Cold water high-pressure cleaners  
with combustion engine**

**Page 31**



**Hot water high-pressure cleaners**

**Page 42**



**Hot water high-pressure cleaners  
with combustion engine**

**Page 58**



**High-pressure pump units - Boilers**

**Page 68**



**Dry vacuum cleaners**

**Page 82**



**Wet & dry vacuum cleaners  
M Class**

**Page 86**



**Wet & dry vacuum cleaners  
Commercial Line**

**Page 87**



**Wet & dry vacuum cleaners  
Heavy Duty Line**

**Page 98**



**Carpet cleaner - Spray extraction units**

Page **106**



**Industrial vacuum cleaners**

Page **118**



**Single disc machines**

Page **132**



**Walk-behind floor scrubber driers**

Page **136**



**Ride-on floor scrubber driers**

Page **160**



**Walk-behind sweepers**

**Ride-on sweepers**

Page **174**



**Dry steam cleaners**

**Steam vacuum cleaners**

Page **186**



**Wheelbarrows for  
nebulization**

Page **212**



**Chemicals & sprayers**

Page **220**



**Efficiency, reliability, safety and ease of use are the basic factors for a careful selection of a professional product. On the ground of these standards, Lavor has conceived professional line high-pressure cleaners, in order to match, through high-tech products, perfect hygiene and clean with time/labour saving.**

### **Being Manufacturers: from experience to knowledge**

In the high-pressure cleaners market companies are divided in those who buy components to assemble products and manufacturers, who have a continuous R&D on all product components. Lavorwash manufactures all the high-pressure cleaners components entirely and this allows: to spread product knowledge, culture and experience inside the company; to check the entire manufacturing cycle; to adopt possible improvements immediately; better sensitivity to market request adjusting product range design in real time.

### **What high pressure cleaner? Is it better pressure or delivery rate?**

The right criteria to define the high-pressure cleaner performances is the washing effectiveness. The elements that influence this value are: delivery rate (water volume processed by the pump in a unity of time) and pressure (l/h water power on a surface). The higher the delivery rate, the faster the washing phase (less rinsing time); the higher the pressure, the deeper the washing (better dirt degreasing). It is often emphasized the pressure only (also



because the pump size and the consequent manufacturing cost are cheaper), but delivery rate is as important as pressure.

### **What pump? Is it better a linear (crankshaft) or an axial one?**

It does not exist a winning technology, because both solution can provide same performances and lifetime. What determines the pump quality is the quality of the project itself (linear or axial) and of the components used; for this reason Lavorwash

decided to develop both technologies, taking into consideration a design that grants margin of safety and reliability.



**CRANKSHAFT**

### • Linear pump:

The movement of the (3) pistons occurs through a system of connecting rods and crankshaft. The longitudinal axle of the pistons (placed at the same level or linear) is perpendicular to the motor rotation axle. It is more versatile to bear high delivery rates (from 21 l/min) and it has a better self priming.



### • Water cooled motor:

Water flows through the S. S. coil around the motor, this allows a better thermal exchange (and so a cooling) than air also in those countries where inlet water could reaches 60°C. This allows a drop in operating temperature of the motor and pump mechanical elements, granting a better reliability and longer life.



### • Total Stop:

Releasing the gun trigger the pump stops automatically avoiding element damages during the by-pass phase. Pulling the trigger, the high-pressure cleaner starts automatically. Max pump protection.



### • Low voltage and delayed Total Stop:

To avoid quick and multiple start and shut down of the motor/pump group whenever the gun trigger is pulled and released, this disposal delays of about 15 seconds the machine shut down. Prevention, energy saving, top safety and pump longer life.



### • Motor low rotation speed:

The electric motor transfers the same number of revolutions to the pump. With a 4 poles motor there is a lower rotation speed of the components (1400 RPM in case of 50Hz or 1750 RPM in case of 60 Hz) granting longer pump life. Extending lifetime solution.



### • PATENTED Pressure Booster system:

+ 10% PERFORMANCE compared to the corresponding models on the market



Mystic

Alaska

HKA

Maine

LMX

Bolt

Arizona

HA

Tucson

HNR

Tucson XL

HNR XL

Code	Model	Page	Operating pressure (max pressure)	Operating pressure (max pressure)	Delivery rate	Delivery rate	Absorbed power	RPM	Voltage	Max inlet water temperature	Weight with packaging	Packaging	Pieces for pallet
			bar (max bar)	psi (max psi)	l/h	GPM	W	RPM	V - Hz	°C	Kg/lbs	cm	n°(cm x cm)
8.661.0703	MYSTIC 1309 XP	12	130 (150)	1885(2175)	540	2.38	2800	2800	230 - 50	40	32.5/71	60x38 h 72	12(120x80)
8.669.0001	ALASKA 1409 XP	13	140 (180)	2030 (2610)	540	2.4	2800	2800	230 - 50	40	28/62	39x39 h 61	18(120x80)
8.669.0006	HKA 1409 XP	14	140 (180)	2030 (2610)	540	2.40	2800	2800	230 - 50	40	28/62	39x39 h 71	18(120x80)
8.673.0001C	MAINE 1409 XP	15	140 (180)	2030 (2610)	540	2.40	2800	2800	230 - 50	40	23/50	39x39 h 71	18(120x80)
8.613.0001	LMX 1211 XP	16	50÷120 (150)	725÷1740(2175)	660	2.91	3300	2800	230 - 50	40	35.5/78	60x37,5 h 72.5	12(120x80)
8.613.0015	LMX 2007 XP	16	50÷200 (220)	725÷2900(3190)	420	1.85	3300	2800	230 - 50	40	35.7/78	60x37,5 h 72.5	12(120x80)
0.066.0031	LITE 1510 XP	17	135 (150)	1958 (2175)	600	2.64	2900	2800	230 - 50	40	28/61	30x50 h 40	20(120x80)
0.066.0032	LITE 1510 PRO LP	17	135 (150)	1958 (3190)	600	2.64	2900	1400	230 - 50	40	38/83	30x50 h 40	20(120x80)
8.668.0027C	BOLT 1510 LP	18	130 (150)	1885(2175)	540	2.38	2800	1450	230 - 50	40	32/70	90x90 h 83	12(120x80)
8.665.0101	ARIZONA 1209 LP	19	120 (150)	1740(2175)	510	2.23	2300	1450	230 - 50	40	30.5/67	60x38 h 72	12(120x80)
8.665.0106	ARIZONA 1311 LP	19	130 (150)	1885(2175)	660	2.90	2900	1450	230 - 50	40	32.5/71	60x38 h 72	12(120x80)
8.665.0110	ARIZONA 1311 LP	19	130 (150)	1885(2175)	660	2.90	2900	1450	230 - 50	40	32.5/71	60x38 h 72	12(120x80)
8.665.0117	HA 1311 LP	20	130 (150)	1885(2175)	660	2.90	2900	1450	230 - 50	40	32.5/71	60x38 h 72	12(120x80)
8.665.0122	HA 1510 LP	20	150 (160)	2175(2320)	600	2.64	2900	1450	230 - 50	40	32.5/71	60x38 h 72	12(120x80)
8.671.0001	TUCSON 1211 LP	21	30÷120(150)	435÷1740(2175)	660	2.91	3000	1450	230 - 50	40	38.6/85	61x40 h 91	9(120x80)
8.671.0002	TUCSON 1509 LP	21	30÷150(160)	435÷2175(2320)	540	2.38	3000	1450	230 - 50	40	35/77	61x40 h 91	9(120x80)
8.671.0003	TUCSON 1713 LP	22	30÷170	435÷2465	780	3.43	6000	1450	400 - 50	40	44/97	61x40 h 91	9(120x80)
8.671.0004	TUCSON 2017 LP	22	30÷200	435÷2900	1000	4.49	9400	1450	400 - 50	40	46/101	61x40 h 91	9(120x80)
8.671.0013	HNR 1509 LP	23	150 (160)	2175 (2320)	540	2.40	3000	1450	230 - 50	40	33/72	76x41 h 75	9(120x80)
8.671.0014	HNR 1713 LP	23	30÷170	435-2465	780	3.43	6000	1450	400 - 50	40	42/92	76x41 h 75	9(120x80)
8.671.0015	HNR 2017 LP	23	30÷200	435-2900	1000	4.49	9400	1450	400 - 50	40	44/97	76x41 h 75	9(120x80)
8.672.0001	TUCSON XL 2015 LP	24	30÷200	435÷2900	900	3.96	7000	1450	400 - 50	40	66/145	61x40 h 91	9 (120x80)
8.672.0002	TUCSON XL 2021 LP	24	30÷200	435÷2900	1260	5.55	9400	1450	400 - 50	40	72.3/159	61x40 h 91	9 (120x80)
8.672.0003	TUCSON XL 2515 LP	24	30÷250	435÷3600	900	3.96	9400	1450	400 - 50	40	73/161	61x40 h 91	9 (120x80)
8.672.0008	HNR XL 2015 LP	25	30÷200	435-2900	900	3.96	7000	1450	400 - 50	40	65/143	75x40 h 69	6(120x80)
8.672.0009	HNR XL 2021 LP	25	30÷200	435-2900	1260	5.55	9400	1450	400 - 50	40	70/154	75x40 h 69	6(120x80)
8.672.00010	HNR XL 2515 LP	25	30÷250	435-3600	900	3.96	9400	1450	400 - 50	40	70/154	75x40 h 69	6(120x80)
8.654.1071	COLUMBIA R 1211 LP	26	30÷120 (150)	435÷1812 (2175)	660	2.91	3000	1450	230 - 50	40	40/88	55x62 h 59	8 (120x100)
8.654.1072	COLUMBIA R 2015 LP	26	30÷200	435÷2900	900	3.96	7000	1450	400 - 50	40	54/118	55x62 h 59	8 (120x100)
8.654.0136	HCR 1211 LP	27	30÷125	435-1813	660	2.90	3000	1450	230 - 50	40	60.5/133	55x62 h 59	8(120x100)
8.654.0137	HCR 1515 LP	27	30÷150	435-2175	900	3.96	5000	1450	400 - 50	40	50/110	55x62 h 59	8(120x100)
8.654.0138	HCR 2015 LP	27	30÷200	435-2900	900	3.96	7000	1450	400 - 50	40	59/130	55x62 h 59	8 (120x100)





Columbia R

HCR

MCHPV

Indo E

Lena E

Thermic 2W

Thermic 9 L

Thermic 10 D

Thermic 11H/13H

Thermic 18 BS/22H/26K

Code	Model	Page	Operating pressure (max pressure)	Operating pressure (max pressure)	Delivery rate	Delivery rate	Absorbed power	RPM	Voltage	Max inlet water temperature	Weight with packaging	Packaging	Pieces for pallet
			bar (max bar)	psi (max psi)	l/h	GPM	W	RPM	V - Hz	°C	Kg/lbs	cm	n° (cm x cm)
8.654.0139	HCR 2021 LP	27	30÷200	435-2900	1260	5.55	9400	1450	400 - 50	40	60/132	55x62 h 59	8 (120x100)
8.654.0140	HCR 2515 LP	27	30÷250	435-3600	900	3.96	8500	1450	400 - 50	40	60/132	55x62 h 59	8 (120x100)
8.626.0001	MCHPV 1211 LP	28	30÷120	435-1740	660	2.90	3000	1450	230 - 50	40	44/97	75x50 h 35	9 (120x80)
8.626.0002	MCHPV 1515 LP	28	30÷150	435-2175	900	3.96	5000	1450	400 - 50	40	45/99	75x50 h 35	9 (120x80)
8.626.0003	MCHPV 2015 LP	28	30÷200	435-2900	900	3.96	7000	1450	400 - 50	40	48/106	75x50 h 35	9 (120x80)
8.626.0004	MCHPV 2021 LP	28	30÷200	435-2900	1260	5.55	9400	1450	400 - 50	40	60/132	75x50 h 35	9 (120x80)
0.066.0006	INDO 2521 E LP	29	250	435-3600	1250	5.45	10000	1400	400 - 50	80	140/309	130x82 h 120	1 (130x82)
0.066.0007	INDO 3518 E LP	29	350	435-5076	1080	4.76	12000	1400	400 - 50	80	145/320	130x82 h 120	1 (130x82)
0.066.0008	LENA 5015 E LP	30	500	7250	900	3.96	15000	1400	400 - 50	60	220/485	130x82 h 120	1 (130x82)
0.066.0009	LENA 5018 E LP	30	500	7250	1080	4.76	15000	1400	400 - 50	60	260/573	130x82 h 120	1 (130x82)
0.066.0010	LENA 5021 E LP	30	500	7250	1260	5.55	23000	1400	400 - 50	60	285/628	130x82 h 120	1 (130x82)
8.601.0107	THERMIC 5H	31	30÷160	435-2320	570	2.51	5 hp	3000	-	40	37.5/83	55x55 h 70	8 (120x80)
8.601.0175C	THERMIC 6,5	32	30÷180	435-2610	690	2.77	6,5hp	3600	-	40	38/84	47x57 h57	12 (120x100)
8.601.0188C	THERMIC 9 L	33	30÷200	435-2900	780	3.44	9 hp	3400	-	40	53/116	70x57 h 70	9 (120x80)
0.066.0033	THERMIC 2W 9H	34	30÷210	435-3045	900	3.96	9 hp	3400	-	50	48/106	86x67 h 80	1 (67x86)
0.066.0035	THERMIC 2W 13L	34	30÷290	435-4206	900	3.96	13 hp	3400	-	54	48/106	86x67 h 80	1 (67x86)
0.066.0034	THERMIC 2W 13H	34	30÷290	435-24206	900	3.96	13 hp	3400	-	54	48/106	86x67 h 80	1 (67x86)
8.601.0111	THERMIC 10 D	35	30÷180	435-2610	1020	4.49	10 hp	1600	-	40	95/210	110x68 h 96	1 (120x80)
0.066.0037	THERMIC 2W PRO 13L	36	30÷250	435-3600	1080	4.76	13 hp	1450	-	40	70/154	86x67 h 80	1 (67x86)
0.066.0036	THERMIC 2W PRO 13H	36	30÷250	435-3600	1080	4.76	13 hp	1450	-	40	70/154	86x67 h 80	1 (67x86)
8.601.0115	THERMIC 11 H	37	30÷200	435-2900	1080	4.76	11 hp	1700	-	40	64/141	104x66 h 90	1 (120x80)
8.601.0133	THERMIC 13 H	38	30÷250	435-3600	1080	4.76	13 hp	1700	-	40	61/134	100x66 h 92	1 (120x80)
8.601.0193	THERMIC 11 HF	39	30÷200	435-2900	1080	4.76	11 hp	1700	-	40	64/141	104x66 h 90	1 (120x80)
8.601.0194	THERMIC 13 HF	39	30÷250	435-3600	1080	4.76	13 hp	1700	-	40	61/134	100x66 h 92	1 (120x80)
0.066.0025	THERMIC 18 3518 BS	40	350	5076	1080	4.75	18 hp	1560	-	60	165/363	130x82 h 120	1 (130x82)
0.066.0011	THERMIC 22 3521 H	40	350	5076	1260	5.55	22 hp	1560	-	60	195/429	130x82 h 120	1 (130x82)
0.066.0012	THERMIC 22 4018 H	40	400	5800	1080	4.76	22 hp	1560	-	60	195/429	130x82 h 120	1 (130x82)
0.066.0013	THERMIC 22 5015 H	40	500	7250	900	3.96	22 hp	1560	-	60	195/429	130x82 h 120	1 (130x82)
0.066.0029	THERMIC 26 3523 K	41	350	5076	1380	6.07	26 hp	1450	-	60	250/551	130x82 h 120	1 (130x82)
0.066.0028	THERMIC 26 4020 K	41	400	5800	1200	5.28	26 hp	1450	-	60	250/551	130x82 h 120	1 (130x82)
0.066.0027	THERMIC 26 5016 K	41	500	7250	960	4.22	26 hp	1450	-	60	250/551	130x82 h 120	1 (130x82)

### Mystic-R



**T.S.** Total Stop

#### Equipped with:


- Three steel pistons, brass axial pump head with built-in by-pass valve.
- Suction and delivery S. S. valves.
- Detergent built-in tank for indirect suction.
- Glycerine pressure gauge.
- Hose holder.
- Accessory holder.
- Ergonomic handle.

#### Standard equipment:

- 6.001.0143 Gun M22



- 6.002.0322 Lance M22.



- 5.012.0478 High pressure nozzle set



- 4.018.0003 High pressure hose 8 m



- Power cable 5 m

#### Optional:

- 6.608.0071 High-pressure wall mount hose reel (hose not included)
- 3.749.0472 Rotox nozzle head

Mystic-R 1409 XP	
code	8.661.0703
operat. pressure/max	140/180 bar - 2030/2610 psi
delivery rate	540 l/h - 2.4 GPM
abs. power/voltage	2800 W - 230 V ~ 50 Hz - 1 ph
pump type/RPM	MPBX1/2800 RPM
max. water inlet temperature	40 °C
dimension/weight	43x50x85cm/28 Kg - 61,6 lbs

## Alaska

### Standard equipment:

- 6.001.0143 Gun M22



- 6.002.0322 Lance M22.



- 5.012.0478 High pressure nozzle set



- 4.018.0003 High pressure hose 8 m



- Power cable 5 m

### Optional:

- 3.749.0472 Rotox head

**T.S.** *Total Stop*



### Equipped with:

- Three steel pistons, brass axial pump head with built-in by-pass valve.
- Total Stop.
- Suction and delivery S. S. valves.
- Detergent built-in tank for indirect suction.
- Power cable holder.
- Accessory holder.
- Ergonomic handle.
- 1lt detergent tank.

	Alaska 1409 XP
code	8.669.0001
operat. pressure/max	140/180 bar - 2030/2610 psi
delivery rate	540 l/h - 2.4 GPM
abs. power/voltage	2800 W - 230 V ~ 50 Hz - 1 ph
Motorpump type/RPM	MPBX1/2800 RPM
max. water inlet temperature	40 °C
dimension/weight	35x40x87/28 Kg - 61,6 lbs






### HKA

#### Standard equipment:

- 3.700.0036 Gun M22 - 3/8.




- 3.701.0027 Lance M22 high/low pressure



- 3.103.0048 Nozzle type 035



- 6.602.0056 ROTOX Lance



- 4.618.0090 High pressure hose R1 8 m



- Power cable 5 m

**T.S.** *Total Stop*

#### Equipped with:

- Three steel pistons, brass axial pump head with built-in by-pass valve.
- Suction and delivery S. S. valves.
- Detergent built-in tank for indirect suction.
- Power cable holder.
- Hose reel in pressure.
- Accessory holder.
- Ergonomic handle.
- 1l detergent tank.

#### HKA 1409 XP

code	8.669.0006
operat. pressure/max	140/180 bar - 2030/2610 psi
delivery rate	540 l/h - 2.4 GPM
abs. power/voltage	2800 W - 230 V ~ 50 Hz - 1 ph
motorpump type/RPM	MPBX1/2800 RPM
max. water inlet temperature	40 °C
dimension/weight	35x40x96/28 Kg - 61,6 lbs

## Maine

**NEW**



### Standard equipment:

- 6.001.0107 Gun M22



- 6.002.0386C Lance M22 high/low pressure



- 4.618.0220 High pressure hose R1 8 m



- Power cable 5 m

### Optional:

- 6.602.0056 ROTOX lance

**T.S.** Total Stop

### Equipped with:

- Three steel pistons, brass axial pump head with built-in by-pass valve.
- Suction and delivery S. S. valves.
- Integrated detergent suction with external suction probe.
- Power cable holder.
- High pressure hose holder.
- Accessory holder.
- Ergonomic handle.

#### Maine 1409 XP

code	8.673.0001C
operat. pressure/max	140/180 bar - 2030/2610 psi
delivery rate	540 l/h - 2.4 GPM
abs. power/voltage	2800 W - 230 V ~ 50 Hz - 1 ph
motorpump type/RPM	MPBX1/2800 RPM
max. water inlet temperature	40 °C
dimension/weight	39x39h71/23 Kg - 50,7 lbs

### LMX

**T.S.** Total Stop




#### Standard equipment:


- 3.700.0036 Gun M22 - 3/8.



- 3.701.0027 Lance M22 high/low pressure (mod. 1211 XP)



- 6.602.0026 Lance M22 high/low pressure with nozzle (mod. 2007 XP)



- 3.103.0050 Nozzle type 045 (mod. 1211 XP)



- 4.618.0053 High pressure hose 10 m



- Power cable 5 m

#### Equipped with:

- Three ceramic coated pistons, brass axial pump head with built-in by-pass valve.
- Total Stop.
- Suction and delivery S. S. valves.
- Detergent built-in tank for indirect suction.
- Pressure regulator.
- Glycerine pressure gauge.
- Hose reel.
- Accessory holder.
- Ergonomic handle.
- 7,5 lt. detergent tank.

	LMX 1211 XP	LMX 2007 XP
code	8.613.0001	8.613.0015
operat. pressure/max	120/150 bar-1740/2175 psi	200/220 bar-2900/3190 psi
delivery rate	660 l/h-2.91 GPM	420 l/h-1.85 GPM
abs. power/voltage	3300W - 230V~50Hz 1 ph	3300W - 230V~50Hz 1 ph
motor/pump type/RPM	MPBX2/2800 RPM	MPBX2/2800 RPM
max. water inlet temperature	40 °C	40 °C
dimension/weight	59x37x87cm/28 Kg - 61,6 lbs	59x37x87cm/28 Kg - 61,6 lbs



## LITE 1510 XP LITE 1510 PRO LP

**NEW**



**T.S.** Total Stop



LITE 1510 XP model

LITE 1510 PRO LP model

### Equipped with:

- Three steel pistons, brass axial pump head with built-in by-pass valve (LITE 1510 XP)
- Three full ceramic pistons, brass linear pump head with by-pass valve (LITE 1510 PRO LP)
- Easy to transport thanks to a practical top grip and anti-vibration supports
- Induction 2-pole motor (2800 rpm) on LITE 1510 XP model • 4-pole motor (1400 rpm) on LITE 1510 PRO LP model • Glycerine pressure gauge. • EASY START device
- Total Stop system • Rotary switch • Motor thermal protection

### Standard equipment:

- 0.966.0093 Gun G1/4" M (mod. LITE 1510 XP)




- 0.966.0092 Gun G3/8" M (mod. LITE 1510 PRO LP)



- 0.966.0096 Lance M22 high/low pressure (mod. LITE 1510 XP)



- 0.966.0094 Lance M22 high/low pressure (mod. LITE 1510 PRO LP)



- 0.966.0097 Nozzle (mod. LITE 1510 XP)
- 0.966.0037 S.S. nozzle (mod. LITE 1510 PRO LP)



- 0.966.0098 H.p. hose 10 m (mod. LITE 1510 XP)
- 0.966.0099 H.p. hose 10 m (mod. LITE 1510 PRO LP)



- Power cable 5 m

### Optional:

- 0.966.0100 ROTOX lance (mod. LITE 1510 XP)
- 0.966.0087 ROTOX lance (mod. LITE 1510 PRO LP)

	LITE 1510 XP	LITE 1510 PRO LP
code	0.066.0031	0.066.0032
operat. pressure/max	135/150 bar-1958/2175 psi	135/150 bar-1958/2175 psi
delivery rate	600 l/h-2.64 GPM	600 l/h-2.64 GPM
abs. power/voltage	2900W - 230V~50Hz 1 ph	2900W - 230V~50Hz 1 ph
motor/pump type/RPM	GXR/2800 RPM	LW-K250/1400 RPM
max. water inlet temperature	60 °C	60 °C
dimension/weight	26x47h37cm/25 Kg - 55 lbs	26x47h37cm/35 Kg - 77 lbs

### Bolt



CRANKSHAFT




#### Standard equipment:

- 6.001.0107 Gun M22



- 6.602.0062 Lance M22.



- 4.618.0188 High pressure hose R1 10 m



- 3.102.0011 water filter

- Power cable 5 m

#### Optional:

- 5.611.0250 Hose reel set (hose not included)

**T.S.** Total Stop

#### Equipped with:

- Three ceramic coated pistons, brass linear pump head with built-in by-pass valve.
- Total stop
- Suction and delivery S. S. valves.
- Integrated detergent suction with external suction probe
- Pressure regulator.
- Glycerine pressure gauge.
- Accessory holder.
- Ergonomic handle.

Bolt 1510 LP	
code	8.668.0027C
operat. pressure	150 bar-2175 psi
delivery rate	540 l/h-2,37 GPM
abs. power/voltage	2800W - 230V~50Hz 1 ph
pump type/RPM	MP4/1450 RPM
max. water inlet temperature	40 °C
dimension/weight	43x50x85cm/36 Kg - 79,3 lbs

### Arizona



**OPTIONAL**  
Available also version  
with hose reel

Code: 8.665.0110



**T.S.** Total  
Stop

#### Standard equipment:

- 6.001.0143 Gun M22



- 6.002.0322 Lance M22.



- 5.012.0478 High pressure nozzle set (mod. 1209 LP)
- 5.012.0401 High pressure nozzle set (mod. 1311 LP)



- 4.618.0128 High pressure hose 8 m



- Power cable 5 m

#### Equipped with:

- 4 poles electrical motor (1450 RPM) with thermal protection.
- Three ceramic coated pistons, brass linear pump head with built-in by-pass valve.
- Suction and delivery S. S. valves.
- Detergent built-in tank for indirect suction.
- Pressure regulator.
- Glycerine pressure gauge.
- Hose reel **(optional)**.
- Accessory holder.
- Hose-holder.
- Ergonomic handle.
- 7,5 lt. detergent tank.

#### Available versions:

Code: **8.665.0110**

Arizona 1311 LP **with hose reel** (10 m high pressure hose code 4.618.0053)

Code: 3.749.0472 Rotox head (mod. 1209 LP)

	Arizona 1209 LP	Arizona 1311 LP
code	8.665.0101	8.665.0106
operat. pressure/max	120/150 bar-1740/2175 psi	130/150 bar-1885/2175 psi
delivery rate	510 l/h-2.23 GPM	660 l/h-2.90 GPM
abs. power/voltage	2300W - 230V~50Hz 1 ph	2900W - 230V~50Hz 1 ph
motor/pump type/RPM	MP4/1450 RPM	MP4/1450 RPM
max. water inlet temperature	40 °C	40 °C
dimension/weight	59x37x87cm/26 Kg - 57 lbs	59x37x87cm/28 Kg - 61 lbs



### HA




#### Standard equipment:

- 3.700.0036 Gun M22 - 3/8



- 3.701.0027 Lance M22 high/low pressure



- 3.103.0050 Nozzle type 045 (mod. 1311 LP)
- 3.103.0047 Nozzle type 030 (mod. 1510 LP)



- 4.618.0049 High pressure hose 8 m



- Power cable 5 m

**T.S.** Total Stop

#### Equipped with:

- 4 poles electrical motor (1450 RPM) with thermal protection.
- Three ceramic coated pistons, brass linear pump head with built-in by-pass valve.
- Suction and delivery S. S. valves.
- Detergent built-in tank for indirect suction.
- Pressure regulator.
- Glycerine pressure gauge.
- Accessory holder.
- Hose-holder.
- Ergonomic handle.
- 7,5 l detergent tank.

	HA 1311 LP	HA 1510 LP
code	8.665.0117	8.665.0122
operat. pressure/max	130/150 bar-1885/2175 psi	150/160 bar-2175/2320 psi
delivery rate	660 l/h-2.90 GPM	600 l/h-2.64 GPM
abs. power/voltage	2900W - 230V~50Hz 1 ph	2900W - 230V~50Hz 1 ph
motor/pump type/RPM	MP4/1450 RPM	MP4/1450 RPM
max. water inlet temperature	40 °C	40 °C
dimension/weight	59x37x87cm / 28 Kg - 61 lbs	59x37x87cm / 28 Kg - 61 lbs

### Tucson single-phase



**T.S.** Total Stop




#### Standard equipment:

- 3.700.0036 Gun M22 - 3/8.



- 3.701.0027 Lance M22 high/low pressure



- 3.103.0050 Nozzle type 045 (mod. 1211 LP)
- 3.103.0047 Nozzle type 030 (mod. 1509 LP)



- 4.618.0049 High pressure hose 8 m



- Power cable 5 m

#### Equipped with:

- 4 poles electrical motor (1450 RPM) with thermal protection.
- Three ceramic coated pistons, brass linear pump head with built-in by-pass valve.
- Suction and delivery S. S. valves.
- Detergent built-in tank for indirect suction (2,8 lt.).
- Pressure regulator.
- Glicerine pressure gauge.

	Tucson 1211 LP	Tucson 1509 LP
code	8.671.0001	8.671.0002
operat. pressure/max	120/150 bar-1740/2175 psi	150/160 bar-2175/2320 psi
delivery rate	660 l/h-2.91 GPM	540 l/h-2.37 GPM
abs. power/voltage	3000W - 230V~50Hz 1 ph	3000W - 230V~50Hz 1 ph
motor/pump type/RPM	MP4/1450 RPM	MP4/1450 RPM
max. water inlet temperature	40 °C	40 °C
dimension/weight	76x41x75cm/33 kg - 72,6 lbs	76x41x75cm/33 kg - 72,6 lbs

### Tucson three-phase




#### Standard equipment:

- 3.700.0030 Gun M22 - 3/8 with rotating coupling).



- 3.701.0027 Lance M22 high/low pressure



- 3.103.0052 Nozzle type 055



- 4.618.0143 High pressure hose 10 m



- Power cable 5 m

#### Equipped with:

- 4 poles electrical motor (1450 RPM) with thermal protection and water cooling
- Three ceramic coated pistons (Tucson 2017). Three full ceramic pistons (Tucson 1713). Brass linear pump head with built-in by-pass valve.
- Suction and delivery S. S. valves.
- Low voltage and delayed Total Stop
- Detergent built-in tank for indirect suction (2,8 lt.).
- Pressure regulator.
- Glycerine pressure gauge.

	Tucson 1713 LP	Tucson 2017 LP
code	8.671.0003	8.671.0004
operat. pressure	170 bar-2465 psi	200 bar-2900 psi
delivery rate	780 l/h-3.43 GPM	1000 l/h-4.4 GPM
abs. power/voltage	5200W - 400V~50Hz 3 ph	7500W - 400V~50Hz 3 ph
motor/pump type/RPM	MPW4/1450 RPM	MPW4/1450 RPM
max. water inlet temperature	40 °C	40 °C
dimension/weight	76x40x75cm/42 kg - 92,4 lbs	76x40x75cm/44 kg - 96,8 lbs





### HNR



**CRANKSHAFT**



**T.S.** Total Stop  
mod. 1509 LP

**T.S.** Total Stop 24V  
mod. 1713 LP/2017 LP


**WATER COOLING**  
mod. 1713 LP/2017 LP

### Standard equipment:

- 3.700.0030 Gun M22 - 3/8 with rotating coupling



- 3.701.0027 Lance M22 high/low pressure



- 3.103.0052 Nozzle type 055 (mod. 1713 LP 2017 LP)

- 3.103.0047 Nozzle type 030 (mod. 1509 LP)



- 4.618.0053 High pressure hose 10 m (mod. 1509 LP)

- 4.618.0054 High pressure hose 10 m (mod. 1713 LP/ 2017 LP)



- Power cable 5 m

### Equipped with:

- 4 poles electrical motor (1450 RPM) with thermal protection and water cooling (mod. 1713 LP 2017 LP)
- Three ceramic coated pistons (HNR 1509/HNR 2017).
- Three full ceramic pistons (HNR 1713).
- Built-in by-pass valve nickel plating brass linear pump head with high temperature water seals and bushing.
- Suction and delivery S. S. valves.
- Low voltage and delayed Total Stop (mod. 1713 LP 2017 LP)
- Detergent built-in tank for indirect suction (2,8 lt.).
- Pressure regulator.
- Glycerine pressure gauge.
- Hose-reel.

	HNR 1509 LP	HNR 1713 LP	HNR 2017 LP
code	8.671.0013	8.671.0014	8.671.0015
operat. pressure	150/160 bar-2175/2320 psi	170 bar-2465 psi	200 bar-2900 psi
delivery rate	540 l/h-2.37 GPM	780 l/h-3.43 GPM	1000 l/h-4.4 GPM
abs. power/voltage	3000W - 230V~50Hz 1 ph	5200W - 400V~50Hz 3 ph	7500W - 400V~50Hz 3 ph
motor/pump type/RPM	MP4 Ni/1450 RPM	MPW4 Ni/1450 RPM	MPW4 Ni/1450 RPM
max. water inlet temperature	40 °C	40 °C	40 °C
dimension/weight	76x41x75cm / 33 kg - 72,6 lbs	76x40x75cm / 42 kg - 92,4 lbs	76x40x75cm / 44 kg - 96,8 lbs

### Tucson XL




#### Standard equipment:

- 3.700.0030 Gun M22 - 3/8 with rotating coupling).



- 3.701.0027 Lance M22 high/low pressure



- 3.103.0050 Nozzle type 045 (mod. 2015 LP)
- 3.103.0055 Nozzle type 070 (mod. 2021 LP)
- 3.103.0049 Nozzle type 040 (mod. 2515 LP)



- 4.618.0054 High pressure hose 10 m



- Power cable 5 m

#### Equipped with:

- 4 poles electrical motor (1450 RPM) with thermal protection and water cooling.
- Three full ceramic pistons, brass linear pump head with by-pass valve.
- Low voltage and delayed Total Stop.
- Suction and delivery S. S. valves.
- Detergent built-in tank for indirect suction (2,8 lt.).
- Pressure regulator.
- Glycerine pressure gauge.
- Hose-reel.

	Tucson XL 2015 LP	Tucson XL 2021 LP	Tucson XL 2515 LP
code	8.672.0001	8.672.0002	8.672.0003
operat. pressure	200 bar-2900 psi	200 bar-2900 psi	250 bar-3600 psi
delivery rate	900 l/h-3.96 GPM	1260 l/h-5.55 GPM	900 l/h-3.96 GPM
abs. power/voltage	7000W - 400V~50Hz 3ph	9400W - 400V~50Hz 3ph	9400W - 400V~50Hz 3ph
pump type/RPM	MPW5/1450 RPM	MPW5/1450 RPM	MPW5/1450 RPM
max. water inlet temperature	40 °C	40 °C	40 °C
dimension/weight	61x40x91 cm/69 Kg - 152 lbs	61x40x91 cm/70 Kg - 154 lbs	61x40x91 cm/70 Kg - 154 lbs



### HNR XL




#### Standard equipment:

- 3.700.0030 Gun M22 - 3/8 with rotating coupling).



- 3.701.0027 Lance M22 high/low pressure



- 3.103.0050 Nozzle type 045 (mod. 2015 LP)
- 3.103.0055 Nozzle type 070 (mod. 2021 LP)
- 3.103.0049 Nozzle type 040 (mod. 2515 LP)



- 4.618.0143 High pressure hose 10 m



- Power cable 5 m

#### Equipped with:

- 4 poles electrical motor (1450 RPM) with thermal protection and water cooling.
- Three full ceramic pistons, Nickel plating brass linear pump head with high temperature water seals and bushing.
- Low voltage and delayed Total Stop.
- Suction and delivery S.S. valves.
- Detergent built-in tank for indirect suction (2,8 lt.).
- Pressure regulator.
- Glycerine pressure gauge.



**Integrated elastic joint,  
for best pump coupling**

	HNR XL 2015 LP	HNR XL 2021 LP	HNR XL 2515 LP
code	8.672.0008	8.672.0009	8.672.0010
operat. pressure	200 bar-2900 psi	200 bar-2900 psi	250 bar-3600 psi
delivery rate	900 l/h-3.96 GPM	1260 l/h-5.55 GPM	900 l/h-3.96 GPM
abs. power/voltage	7000W - 400V~50Hz 3ph	9400W - 400V~50Hz 3ph	9400W - 400V~50Hz 3ph
motor/pump type/RPM	MPW5 Ni/1450 RPM	MPW5 Ni/1450 RPM	MPW5 Ni/1450 RPM
max. water inlet temperature	40 °C	40 °C	40 °C
dimension/weight	61x40x91 cm / 69 Kg - 152 lbs	61x40x91 cm / 70 Kg - 154 lbs	61x40x91 cm / 70 Kg - 154 lbs




### Columbia-R

#### Standard equipment:


- 3.700.0036 Gun M22 - 3/8" (mod 1211 LP).



- 3.700.0030 Gun M22 - 3/8" with rotating coupling (mod. 1515 LP/2015 LP).



- 3.701.0027 Lance M22 high/low pressure



- 3.103.0050 Nozzle type 045 (mod. 1211 LP/2015 LP)



- 4.618.0049 High pressure hose 8 m (mod. 1211 LP)
- 4.618.0143 High pressure hose 10 m (mod. 2015 LP).



- Power cable 5 m (mod. 1211 LP)
- Power cable 6 m (mod. 2015 LP)



Models:  
1515 LP - 2015 LP

**T.S.** Total Stop

Models: 1211 LP

**T.S.** Total Stop 24V

Models: 2015 LP

#### Equipped with:

- 4 poles electrical motor (1450 RPM) with thermal protection and water cooling (three phase models).
- Three ceramic coated pistons (1 ph), full ceramic pistons (3 ph), brass linear pump head with built-in by-pass valve.
- Low voltage and delayed Total Stop (three phase model).
- Suction and delivery S. S. valves.
- Integrated detergent suction with external suction probe.
- Pressure regulator.
- Glycerine pressure gauge.
- Hose reel (**optional**).
- Accessory holder.
- Power cable holder.
- Steel frame.
- Steel cover.

#### Optional:

- 6.608.0068 High-pressure hose reel (hose not included)



	Columbia R 1211 LP	Columbia R 2015 LP
code	8.654.1071	8.654.1072
operat. pressure/max	120/150 bar-1740/2175 psi	200 bar-2900 psi
delivery rate	660 l/h-2.91 GPM	900 l/h-3.96 GPM
abs. power/voltage	3000W - 230V~50Hz 1 ph	7000W - 400V~50Hz 3 ph
motor/pump type/RPM	MP4/1450 RPM	MPW4/1450 RPM
max. water inlet temperature	40 °C	40 °C
dimension/weight	50x90x83cm/37 kg - 81 lbs	50x90x83cm/51 Kg - 112 lbs

## HCR

**NEW**




### Standard equipment:

- 3.700.0030 Gun M22 - 3/8" with rotating coupling



- 3.701.0027 Lance M22 high/low pressure



- 3.103.0050 Nozzle type 045 (mod. 1211 LP /2015 LP)
- 3.103.0053 Nozzle type 060 (mod. 1515 LP)
- 3.103.0055 Nozzle type 070 (mod. 2021 LP)
- 3.103.0049 Nozzle type 040 (mod. 2515 LP)



- 4.618.0143 High pressure hose 10 m



- Power cable 5 m



### Equipped with:

- 4 poles electrical motor (1450 RPM) with thermal protection and water cooling.
- Three ceramic pistons, Nickel plating brass linear pump head with high temperature water seals and bushing.
- Integrated elastic joint, for best pump coupling (except model 1211).
- Low voltage and delayed Total Stop.
- Suction and delivery S. S. valves.
- Integrated detergent suction with external suction probe.
- Pressure regulator.
- Glycerine pressure gauge.
- Hose reel (**optional**).
- Galvanized steel frame.
- Stainless Steel covers.



**Integrated elastic joint, for best pump coupling (except model 1211).**

### Optional:



- 6.608.0068 High-pressure hose reel (hose not included)



- 6.608.0079 Foam System

Device for dense foam production and spreading.

	HCR 1211 LP	HCR 1515 LP	HCR 2015 LP	HCR 2021 LP	HCR 2515 LP
code	8.654.0136	8.654.0137	8.654.0138	8.654.0139	8.654.0140
operat. pressure	125 bar-1812 psi	150 bar-2175 psi	200 bar-2900 psi	200 bar-2900 psi	250 bar-3600 psi
delivery rate	660 l/h-2.91 GPM	900 l/h-3.96 GPM	900 l/h-3.96 GPM	1260 l/h-5.55 GPM	900 l/h-3.96 GPM
abs. power/voltage	3000W - 230V~50Hz 1ph	5000W - 400V~50Hz 3ph	7000W - 400V~50Hz 3ph	9400W - 400V~50Hz 3ph	8500W - 400V~50Hz 3ph
motor/pump type/RPM	MPW5 Ni/1450 RPM	MPWJ5 Ni/1450 RPM	MPWJ5 Ni/1450 RPM	MPWJ5 Ni/1450 RPM	MPWJ5 Ni/1450 RPM
max. water inlet temperature	40 °C	40 °C	40 °C	40 °C	40 °C
dimension/weight	50x90x83cm / 42 Kg - 92 lbs	50x90x83cm / 54 Kg - 119 lbs	50x90x83cm / 56 Kg - 123 lbs	50x90x83cm / 58 Kg - 128 lbs	50x90x83cm / 59 kg - 130 lbs



### MCHP



Only 2021 LP



**T.S.** Total Stop  
Models: 1211 LP

**T.S.** Total Stop 24V  
Models: 1515 LP/2015 LP/2021 LP



Models: 1515 LP/2015 LP  
2021 LP

#### Equipped with:

- 4 poles electrical motor (1450 RPM) with thermal protection and water cooling (three phase models).
- Three ceramic coated pistons (1 ph), full ceramic pistons (3 ph), brass linear pump head with built-in by-pass valve.
- Integrated elastic joint, for best pump coupling (three phase models).
- Low voltage and delayed Total Stop (three phase models).
- Suction and delivery S. S. valves.
- Detergent built-in tank for indirect suction.
- Pressure regulator. Glycerine pressure gauge.
- Pressure accumulator (only model 2021).
- Wall mount support (optional code 6.608.0030).
- Galvanized steel frame.
- Plastic covers models MCHPV.



Integrated elastic joint, for best pump coupling (except model 1211).

#### Optional: Recommended accessories:

- 6.605.0213 **For food industry:**  
3.700.0022 Gun + 3.701.0020 S.S lance +  
4.618.0058 10mt Hose AP food + 3.100.0042  
Hose adapter + 3.100.0043 Hose adapter/Gun



- 6.605.0214 **For industry:**  
3.700.0030 Gun + 3.701.0015 lance +  
4.618.0143 10mt Hose AP + 3.100.0042 Hose  
adapter



- 3.103.0148 - Nozzle 045 (mod. 1211 LP)
- 3.103.0150 - Nozzle 060 (mod. 1515 LP)
- 3.103.0148 - Nozzle 045 (mod. 2015 LP)
- 3.103.0153 - Nozzle 075 (mod. 2021 LP)



- 6.608.0030 - Brackets for wall mounting

#### Available:

- 8.626.0037** - MCHPX 1211 LP  
with stainless steel frame and fairings
- 8.626.0038** - MCHPX 2015 LP  
with stainless steel frame and fairings



	MCHPV 1211 LP	MCHPV 1515 LP	MCHPV 2015 LP	MCHPV 2021 LP
code	8.626.0001	8.626.0002	8.626.0003	8.626.0004
operat. pressure/max	120 bar-1740 psi	150 bar-2175 psi	200 bar-2900 psi	200 bar-2900 psi
delivery rate	660 l/h-2.91 GPM	900 l/h-3.96 GPM	900 l/h-3.96 GPM	1260 l/h-5.55 GPM
abs. power/voltage	3000W - 230V~50Hz 1ph	5000W - 400V~50Hz 3ph	7000W - 400V~50Hz 3ph	9400W - 400V~50Hz 3ph
motor/pump type/RPM	MP4/1450 RPM	MPWJ5/1450 RPM	MPWJ5/1450 RPM	MPWJ5/1450 RPM
max. water inlet temperature	40 °C	40 °C	40 °C	40 °C
dimension/weight	75x50x35cm/ 42 Kg - 92 lbs	75x50x35cm/ 43 Kg - 95 lbs	75x50x35cm/ 46 Kg - 101 lbs	75x50x35cm/ 58 Kg - 128 lbs




## Indo E

### Standard equipment:

- 0.966.0003 Gun ML 955 - M22 with quick coupling (mod. 2521)
- 0.966.0004 Gun ML 955 - M24 with quick coupling (mod. 3518)



- 0.966.0007 lance SF40 mecline M22 (mod.2521)
- 0.966.0008 lance SF40 mecline M24 (mod.3518)



- 0.966.0037 Nozzle type 040 (mod. 3518 LP)
- 0.966.0036 Nozzle type 055 (mod. 2521 LP)



- 0.966.0011 High pressure hose 10 m (mod.2521)
- 0.966.0012 High pressure hose 10 m (mod.3518)



- Power cable 5 m

### Optional:

#### Rotox lance

- cod. 0.966.0014 (mod. 2521)
- cod. 0.966.0015 (mod. 3518)

#### Pipe cleaning hose 25 m.

- cod. 0.966.0020 (mod. 2521)
- cod. 0.966.0021 (mod.3518)

#### Extension hose 10 m.

- cod. 0.966.0024 (mod. 2521)
- cod. 0.966.0025 (mod. 3518)

#### Sand-blasting lance 500 bar

- cod. 0.966.0028 (mod. 2521)
- cod. 0.966.0029 (mod. 3518)



**PRESSURE**  
**250/350 bar**



**CRANKSHAFT**



**1400**  
**RPM**

### Equipped with:

- Motor 12-15 hp
- Heavy duty structure with stainless steel covers
- High filtering capacity cartridge suction brass filter
- TW Triplex Premium pumps
- Pressure gauge with stainless steel casing
- **Hot water seals 4-poles (1400 rpm)** motor well oversized and protected with paint. Ø 300 wheels with brake
- Highly professional unloader valve with external bypass
- **Motor-pump with flexible joint**
- Timed Total Stop
- Low voltage control panel
- Contactor
- Thermal relay motor protection
- Hose reel with 20 mt hose can be mounted on request (cod. 0.966.0033 mod. 2521/cod. 0.966.0034 mod. 3518)
- Practical and safe housing accessories



### On request 60Hz version

	Indo 2521 E LP	Indo 3518 E LP
code	0.066.0006	0.066.0007
operat. pressure	250 bar-3626 psi	350 bar-5076 psi
delivery rate	1260 l/h-5.55 GPM	1080 l/h-4.75 GPM
abs. power/voltage	10000W - 415 V~50 Hz 3 ph	12000W - 415 V~50 Hz 3 ph
RPM	1400 RPM	1400 RPM
max. water inlet temperature	80 °C	80 °C
dimension/weight	126x74x98cm/125 Kg - 275,5 lbs	126x74x98cm/130 Kg - 286,5 lbs

### Lena E








#### Equipped with:

- Sturdy frame painted with anti-corrosive treatment
- Stainless steel cover panels
- **Low voltage (24V) control panel with start-delta system**
- Handy lance and gun storage
- High filtering capacity cartridge suction filter
- Ø 300 industrial wheels with brake
- Electric motor (1400 rpm) 20,25 and 30 HP
- TW 500 Premium pumps
- Motor-pump coupling by means of a flexible joint
- Automatic unloader valve with external bypass and gradual pressure restoring (on 5018 and 5021 models)
- Overheating thermostatic valve
- Low voltage (24V) start-up panel (star-delta)
- Remote switch and motor cut-out with thermal relay
- Emergency stop button
- **Hour counter**
- Hose reel with 20 mt hose can be mounted on request (cod. 0.966.0035)

#### On request 60Hz version

	Lena 5015 E LP	Lena 5018 E LP	Lena 5021 E LP
code	0.066.0008	0.066.0009	0.066.0010
operat. pressure	500 bar-7252 psi	500 bar-7252 psi	500 bar-7252 psi
delivery rate	900 l/h-3.96 GPM	1080 l/h-4.75 GPM	1260 l/h-5.55 GPM
abs. power/voltage	15000W - 380/415V~50Hz 3 ph	18500W - 380/415V~50Hz 3 ph	23000W - 380/415V~50Hz 3 ph
RPM	1400 RPM	1400 RPM	1400 RPM
max. water inlet temperature	60 °C	60 °C	60 °C
dimension/weight	118,5x74x100 cm/205 Kg - 452 lbs	118,5x74x100 cm/260 Kg - 573 lbs	118,5x74x100 cm/285 Kg - 628 lbs

#### Standard equipment:

- 0.966.0005 Gun ML 960 with quick coupling M24-M24 (mod.5015/5018) 
- 0.966.0006 Gun ML 710 with quick coupling M24-M24 (mod.5021) 
- 0.966.0009 S/S Lance 500 bar L50 (mod.5015/5018) 
- 0.966.0010 S/S Lance 500 bar L70 (mod.5021) 
- 0.966.0038 Nozzle type 028 (mod. 5015)
- 0.966.0039 Nozzle type 035 (mod. 5018)
- 0.966.0040 Nozzle type 040 (mod. 5021)
- 0.966.0013 High pressure hose 10 m 
- Power cable 5 m

#### Optional:

- Rotox lance
  - cod. 0.966.0016 (mod. 5015)
  - cod. 0.966.0017 (mod. 5018)
  - cod. 0.966.0018 (mod. 5021)
- Pipe cleaning hose 25 m.
  - cod. 0.966.0022 (mod. 5015)
  - cod. 0.966.0023 (mod. 5018/5021)
- Extension hose 20 m.
  - cod. 0.966.0026
- Sand-blasting lance 500 bar
  - cod. 0.966.0030 (mod. 5015)
  - cod. 0.966.0031 (mod. 5018/5021)

## Thermic 5 H

POWERED by  
**HONDA**



**T.V.** Thermal  
Valve

### Equipped with:


- Three ceramic coated pistons, brass axial pump head with built-in by-pass valve.
- Suction and delivery S. S. valves. 5 HP **Honda** GP 160 unleaded gasoline engine.
- Integrated detergent suction with external suction probe.
- Pressure regulator.
- Glycerine pressure gauge.
- Hose reel (**optional**).
- Suction hose with check valve (**optional**).
- Steel frame.
- Hose holder.
- 3,1 l gasoline tank.

### Standard equipment:

- 3.700.0036 Gun M22 - 3/8"



- 3.701.0027 Lance M22 high/low pressure



- 3.103.0048 Nozzle type 035



- 4.618.0049 High pressure hose 8 m



### Optional:

- 6.608.0007 High-pressure hose reel (hose not included)
- 5.012.0319 Suction hose with check valve



	Thermic 5H
code	8.601.0107
operat. pressure	160 bar-2320 psi
delivery rate	570 l/h-2.51 GPM
engine type/hp	Honda GP 160/5
pump type/RPM	TPBH4/3000 RPM
max. water inlet temp.	40 °C
dimension/weight	70x59x97cm/37 Kg - 81 lbs



### Thermic 6,5



CRANKSHAFT



GASOLINE

**T.V.** Thermal Valve



#### Equipped with:

- Three ceramic coated pistons, brass linear pump head with built-in by-pass valve.
- Suction and delivery S/S valves.
- 6.5 HP unleaded gasoline engine.
- Integrated detergent suction with external suction probe.
- Glycerine pressure gauge.
- Hose-reel **(optional)**.
- Suction hose with check valve **(optional)**.
- Steel frame.
- Hose holder.
- Nozzles holder.
- 3,1 l gasoline tank.

#### Standard equipment:

- 6.001.0082 Gun M22 - 1/4"



- 6.002.0322 Lance M22 with nozzle-holder.



- 5.012.0477 High pressure nozzle set



- 4.618.0166 High pressure hose 10 m



#### Optional:

- cod. 6.608.0007 High-pressure hose-reel (hose not included)
- Suction hose with check valve 5.012.0319



	Thermic 6,5
code	8.601.0175C
operat. pressure max	180 bar - 2610 PSI
delivery rate	690 l/h - 2.77 GPM
engine type/hp	Lavor/6,5
pump type/RPM	MP4/3600 RPM
max. temp. inlet/outlet	40 °C
dimension/weight	47x57x57cm/38,5 Kg - 84.9 lbs

## Thermic 9 L



CRANKSHAFT



GASOLINE

**T.V.** Thermal Valve



### Equipped with:


- Three ceramic coated pistons, brass linear pump head with built-in by-pass valve
- Suction and delivery S/S valves
- 9 HP unleaded gasoline engine.
- By-pass with safety valve.
- Integrated detergent suction with external suction probe.
- Pressure regulator.
- Suction hose with check valve (**optional**).
- Hose holder.
- Nozzles holder.
- 4 l gasoline tank.

### Standard equipment:

- 3.700.0036 Gun M22 - 3/8"



- 6.002.0322 Lance M22 with nozzle-holder



- 5.012.0282 High pressure nozzle set



- 4.618.0012 High pressure hose 10 m



### Optional:

- 5.012.0319 Suction hose with check valve



	Thermic 9 L
code	8.601.0188C
operat. pressure/max	220/250 bar - 3190/3625 psi
delivery rate	900 l/h - 3.96 GPM
engine type/hp	Lavor/9
pump type/RPM	TPBH5/3400 RPM
max. water inlet temp.	40 °C
dimension/weight	50x67x103 cm/45 Kg - 101 lbs





### Thermic 2W 9 H Thermic 2W 13 L Thermic 2W 13 H

**NEW**



#### Equipped with:

- Honda GX and Loncin gasoline engines
- Self-priming triplex pump with **Pressure Booster**, 3 ceramic pistons, brass pump head and built-in unloader valve
- Unleaded gasoline engine 9 HP **Honda** GX 270 (Thermic 2W 9 H)
- Unleaded gasoline engine 13 HP **Loncin** G 390F (Thermic 2W 13 L)
- Unleaded gasoline engine 13 HP **Honda** GX 390 (Thermic 2W 13 H)
- 5 litres detergent tank with filter and cap • Readily serviceable suction water filter
- Oil-alert safety device for engine protection • Glycerine pressure gauge.
- Ø 300 big pneumatic wheels; easy to handle also up and down steps and over uneven ground • S/S pump cover on request

#### Standard equipment:

- 0.966.0083 Gun M22 - 3/8 with rotating coupling.



- 0.966.0084 Lance M22 high/low pressure



- 0.966.0085 Nozzle type (Thermic 2W 9 H)
- 0.966.0090 Nozzle type (Thermic 2W 13 L)



- 0.966.0091 High pressure hose 10 m



#### Optional:

- Hose reel kit cod. 0.966.0062 hose included (15 m)
- 0.966.102 ROTOX lance (Thermic 2W 9 H)
- 0.966.0101 ROTOX lance (Thermic 2W 13 L)
- 5.012.0319 Suction hose with check valve

	Thermic 2W 9 H	Thermic 2W 13 L	Thermic 2W 13 H
code	0.066.0033	0.066.0035	0.066.0034
operat. pressure	210 bar-3045 psi	290 bar-4206 psi	290 bar-4206 psi
delivery rate	900 l/h-3.96 GPM	900 l/h-3.96 GPM	900 l/h-3.96 GPM
engine type/hp	Honda GX 270/9	Loncin G 390F/13	Honda GX 390/13
pump type/RPM	CL 4.5/3400 RPM	CL 4.5/3400 RPM	CL 4.5/3400 RPM
max. water inlet temp.	60 °C	60 °C	60 °C
dimension/weight	85x58x105cm / 48 Kg - 105 lbs	85x58x105cm / 51 Kg - 112 lbs	85x58x105cm / 51 Kg - 112 lbs



## Thermic 10 D




### Standard equipment:

- 3.700.0030 Gun M22 - 3/8" with rotating coupling.



- 3.701.0027 Lance M22 high/low pressure.



- 3.103.0053 Nozzle type 060



- 4.618.0143 High pressure hose 10 m



### Optional:

- 5.012.0319 Suction hose with check valve



### Equipped with:

- Three ceramic pistons, brass linear pump head with built-in by-pass valve.
- 1450 RPM reducer between engine and pump.
- By-pass with safety valve.
- Automatic RPM regulation.
- Electrical start with engine functions control.
- Lombardini diesel engine 15LD400 (air cooled).
- Integrated detergent suction with external suction probe. Pressure regulator.
- Glycerine pressure gauge.
- Suction hose with check valve (**optional**).
- Heavy duty steel frame.
- Battery included.
- 30 lt. Diesel tank.

	Thermic 10 D
code	8.601.0111
operat. pressure	180 bar-2465 psi
delivery rate	1020 l/h-4.49 GPM
engine type/hp	Lombardini 15LD400/10
pump type/RPM	CL5/1450 RPM
max. water inlet temp.	40 °C
dimension/weight	100x66x92cm / 82 Kg - 180 lbs

### Thermic 2W PRO 13 H

### Thermic 2W PRO 13 L



**NEW**




**T.V.** Thermal Valve



#### Standard equipment:

- 0.966.0083 Gun M22 - 3/8 with rotating coupling.



- 0.966.0084 Lance M22 high/low pressure



- 0.966.0090 Ceramic 350 bar nozzle type 045



- 0.966.0086 High pressure hose 10 m



#### Optional:

- Hose reel kit cod. 0.966.0062 hose included (15 m)
- 0.966.0082 ROTOX lance 255 bar
- 5.012.0319 Suction hose with check valve



#### Equipped with:

- 1450 RPM reducer between engine and pump.
- Self-priming CL5 Lavor pump, 3 ceramic pistons, brass pump head and unloader valve flanged • Suction and delivery S. S. valves.
- Unleaded gasoline engine 13 HP **Honda** GX 390 (Thermic 2W PRO 13 H)
- Unleaded gasoline engine 13 HP **Loncin** G 390F (Thermic 2W PRO 13 L)
- 5 litres detergent tank with filter and cap • Readily serviceable suction water filter
- Oil-alert safety device for engine protection • Glycerine pressure gauge.
- Folding handle with aluminium hinges • Ø 300 big pneumatic wheels; easy to handle also up and down steps and over uneven ground • S/S pump cover on request

	Thermic 2W PRO 13 H	Thermic 2W PRO 13 L
code	0.066.0036	0.066.0037
operat. pressure	250 bar-3625 psi	250 bar-3625 psi
delivery rate	1080 l/h-4.76 GPM	1080 l/h-4.76 GPM
engine type/hp	Honda GX 390/13	Loncin G 390F/13
pump type/RPM	CL5/1450 RPM	CL5/1450 RPM
max. water inlet temp.	60 °C	60 °C
dimension/weight	85x58x105cm / 65 Kg - 143 lbs	85x58x105cm / 65 Kg - 143 lbs



## Thermic 11 H

POWERED by  
**HONDA**



**T.V.** Thermal  
Valve



### Equipped with:


- Three ceramic pistons, brass linear pump head.
- 1450 RPM reducer between engine and pump.
- Automatic RPM regulation.
- By-pass with safety valve.
- Suction and delivery S. S. valves.
- Unleaded gasoline engine 11 HP **Honda** GX 340.
- Integrated detergent suction with external suction probe.
- Pressure regulator.
- Glycerine pressure gauge.
- Heavy duty steel frame.
- 6,5 l gasoline tank.
- Suction hose with check valve (**optional** cod. 5.012.0319).

### Standard equipment:

- 3.700.0030 Gun M22 - 3/8 with rotating coupling.



- 3.701.0027 Lance M22 high/low pressure



- 3.103.0053 Nozzle type 060



- 4.618.0143 High pressure hose 10 m



### Optional:

- Protective frame with lifting hooking (optional cod. 5.613.0145).
- Hose reel optional cod. 6.608.0060 (hose not included) in combination with protective frame.



	Thermic 11 H
code	8.601.0115
operat. pressure	200 bar-2900 psi
delivery rate	1080 l/h-4.76 GPM
engine type/hp	Honda GX 340/11
pump type/RPM	CL5/1450 RPM
max. water inlet temp.	40 °C
dimension/weight	100x66x92cm / 61 Kg - 134 lbs



### Thermic 13 H

POWERED by  
**HONDA**



**T.V.** Thermal  
Valve



#### Equipped with:


- Three ceramic pistons, brass linear pump head.
- 1450 RPM reducer between engine and pump.
- Automatic RPM regulation.
- By-pass with safety valve.
- Suction and delivery S. S. valves.
- Unleaded gasoline engine 13 HP **Honda** GX 390.
- Integrated detergent suction with external suction probe.
- Pressure regulator.
- Glicerine pressure gauge.
- Heavy duty steel frame.
- 6,5 l gasoline tank.
- Suction hose with check valve (**optional** cod. 5.012.0319).

#### Standard equipment:

- 3.700.0030 Gun M22 - 3/8 with rotating coupling.



- 3.701.0027 Lance M22 high/low pressure



- 3.103.0051 Nozzle type 050



- 4.618.0143 High pressure hose 10 m



#### Optional:

- Protective frame with lifting hooking (optional cod. 5.613.0145).
- Hose reel optional cod. 6.608.0060 (hose not included) in combination with protective frame.



	Thermic 13 H
code	8.601.0133
operat. pressure	250 bar-3625 psi
delivery rate	1080 l/h-4.76 GPM
engine type/hp	Honda GX 390/13
pump type/RPM	CL5/1450 RPM
max. water inlet temp.	40 °C
dimension/weight	100x66x92cm / 61 Kg - 134 lbs

## Thermic 11 HF

## Thermic 13 HF

POWERED by  
**HONDA**



### Equipped with:

- Three ceramic pistons, brass linear pump head.
- 1450 RPM reducer between engine and pump.
- Automatic RPM regulation.
- By-pass with safety valve.
- Suction and delivery S. S. valves.
- Unleaded gasoline engine 11 HP **Honda** GX 340. (Thermic 11 HF)
- Unleaded gasoline engine 13 HP **Honda** GX 390. (Thermic 13 HF)
- Integrated detergent suction with external suction probe.
- Pressure regulator.
- Glycerine pressure gauge.
- Heavy duty steel frame.
- 6,5 l gasoline tank.
- Suction hose with check valve (**optional** cod. 5.012.0319).


**T.V.** Thermal Valve

### Standard equipment:


- 3.700.0030 Gun M22 - 3/8 with rotating coupling.



- 3.701.0027 Lance M22 high/low pressure



- 6.602.0040 Turbo lance M22 (only mod. 13 HF)



- 3.103.0053 Nozzle type 060 (Thermic 11 HF)
- 3.103.0051 Nozzle type 050 (Thermic 13 HF)



- 4.618.0143 High pressure hose 10 m



### Optional:

- Hose reel optional cod. 6.608.0060 (hose not included) in combination with protective frame.



	Thermic 11 HF	Thermic 13 HF
code	8.601.0193	8.601.0194
operat. pressure	200 bar-2900 psi	250 bar-3625 psi
delivery rate	1080 l/h-4.76 GPM	1080 l/h-4.76 GPM
engine type/hp	Honda GX 340/11	Honda GX 390/13
pump type/RPM	CL5/1450 RPM	CL5/1450 RPM
max. water inlet temp.	40 °C	40 °C
dimension/weight	100x66x92cm / 65 Kg - 143 lbs	100x66x92cm / 65 Kg - 143 lbs



POWERED by  
**HONDA**  
Only Thermic 22 H

### Thermic 22 H Thermic 18 BS



**PRESSURE**  
350-500 bar

**T.V.** Thermal  
Valve



#### Equipped with:

- TW Premium/ TW 500 bar Premium pumps with brass pump head and ceramic pistons
- Briggs & Stratton Vanguard (Thermic 18 BS)/Honda engine GX 690 (Thermic 22 H)
- Gearbox (with 1560 rpm pump)
- Electrical starting
- Ø 300 industrial wheels with brake
- No engine-oil safety device (oil-alert)
- **Hour counter**
- Automatic decelerator to reduce the number of revs in the bypass phase
- Stainless steel gradual pressure restoration valve with EASY-START
- Thermostatic valve
- Water filter, readily serviceable cartridge type
- Water suction from external tank option (self priming pumps)
- Hose reel with 20 mt hose can be mounted on request (cod. 0.966.0035)

#### Standard equipment:


- 0.966.0004 Gun ML 955 - M24 with quick coupling (Thermic 18 BS)



- 0.966.0006 Gun ML 710 with quick coupling M24-M24 (Thermic 22 H)



- 0.966.0008 lance SF40 M24 (Thermic 18 BS)



- 0.966.0010 S/S Lance 500 bar L70 M24 (Thermic 22 H)



- 0.966.0054 Nozzle 045 - (mod. 3518 BS)
- 0.966.0041 Nozzle 050 - (mod. 3521 H)
- 0.966.0040 Nozzle 040 - (mod. 4018 H)
- 0.966.0038 Nozzle 028 - (mod. 5015 H)



- 0.966.0012 High pressure hose 10 m (Thermic 18 BS)
- 0.966.0013 High pressure hose 10 m (Thermic 22H)



#### Optional:

##### Rotox lance

- cod. 0.966.0015 (mod.3518)
- cod. 0.966.0019 (mod.3521)
- cod. 0.966.0018 (mod.4018)
- cod. 0.966.0016 (mod.5015)

##### Pipe cleaning hose 25 m.

- cod. 0.966.0021 (mod.3518)
- cod. 0.966.0023 (mod.3521/4018)
- cod. 0.966.0022 (mod.5015)

##### Extension hose

- cod. 0.966.0025 (mod.3518) 10 m.
- cod. 0.966.0027 (mod.3521) 20 m.
- cod. 0.966.0026 (mod.4018/5015) 20 m.

##### Sand-blasting lance 500 bar

- cod. 0.966.0029 (mod.3518)
- cod. 0.966.0032 (mod.3521)
- cod. 0.966.0031 (mod.4018)
- cod. 0.966.0030 (mod.5015)

	Thermic 18 3518 BS	Thermic 22 3521 H	Thermic 22 4018 H	Thermic 22 5015 H
code	0.066.0025	0.066.0011	0.066.0012	0.066.0013
operat. pressure	350 bar-5076 psi	350 bar-5076 psi	400 bar-5801 psi	500 bar-7252 psi
delivery rate	1080 l/h-4.75 GPM	1260 l/h-5.55 GPM	1080 l/h-4.75 GPM	900 l/h-3.96 GPM
engine type/hp	B&S Vanguard/18	Honda GX 690/22	Honda GX 690/22	Honda GX 690/22
pump type/RPM	TW/1560 RPM	TW 500/1560 RPM	TW 500/1560 RPM	TW 500/1560 RPM
max. water inlet temp.	60 °C	60 °C	60 °C	60 °C
dimension/weight	118,5x74x102cm/150 Kg-330 lbs	118,5x74x102cm/180 Kg-397 lbs	118,5x74x102cm/180 Kg-397 lbs	118,5x74x102cm/180 Kg-397 lbs



Powered by  
**KOHLER  
DIESEL**

## Thermic 26 K

**NEW**

**PRESSURE  
350-500 bar**



**T.V.** Thermal  
Valve



### Standard equipment:

- 0.966.0006 Gun ML 710 with quick coupling M24-M24



- 0.966.0010 S/S Lance 500 bar L70 M24



- 0.966.0041 Nozzle Ø 050 (mod.3523)
- 3.103.0195 Nozzle Ø 043 (mod.4020)
- 3.103.0136 Nozzle Ø 030 (mod.5016) 500 bar



- 0.966.0013 High pressure hose 10 m



### Equipped with:

- TW 500 bar Premium pumps with brass pump head and ceramic pistons
- Kohler engine KDW1003 liquid cooler
- Gearbox (with 1450 rpm pump)
- Electrical starting
- No engine-oil safety device (oil-alert)
- **Hour counter**
- Manual accelerator
- Stainless steel gradual pressure restoration valve with EASY-START
- Thermostatic valve
- Water filter, readily serviceable cartridge type
- Water suction from external tank option (self priming pumps)
- Ø 350 industrial wheels
- Hose reel with 20 mt hose can be mounted on request

### Optional:

Rotax lance with nozzle 600 bar

- cod. 0.966.0019 (mod.3523)
- cod. 0.966.0061 (mod.4020)
- cod. 0.966.0016 (mod.5016)

Pipe cleaning hose 25 m.

- cod. 0.966.0023 (mod.3523/4020)
- cod. 0.966.0022 (mod.5016)

Extension hose 20 m.

- cod. 0.966.0027 (mod.3523)
- cod. 0.966.0026 (mod.4020/5016)

Sand-blasting lance 500 bar

- cod. 0.966.0032 (mod.3523)
- cod. 0.966.0031 (mod.4020)
- cod. 0.966.0030 (mod.5016)

	Thermic 26 3523 K	Thermic 26 4020 K	Thermic 26 5016 K
code	0.066.0029	0.066.0028	0.066.0027
operat. pressure	350 bar-5076 psi	400 bar-5801 psi	500 bar-7252 psi
delivery rate	1380 l/h-6.07 GPM	1200 l/h-5.28 GPM	960 l/h-4.22 GPM
engine type/hp	Kohler 1003 Diesel/26	Kohler 1003 Diesel/26	Kohler 1003 Diesel/26
pump type/RPM	TW 500/1450 RPM	TW 500/1450 RPM	TW 500/1450 RPM
max. water inlet temp.	60 °C	60 °C	60 °C
dimension/weight	137x85x102 cm/250 Kg-551 lbs	137x85x102 cm/250 Kg-551 lbs	137x85x102 cm/250 Kg-551 lbs

**The hot water high-pressure cleaner is the best tool for tough or non water-soluble dirt removal.**

**Suitable for different uses and ideal in several sectors like agriculture, food industry and primary and secondary building.**

**Excellent for machines washing like: tools, engines, farm tractors and means of transport (oily dirt); removal or animal and vegetable residuals (stables and food industry), washing of heavy building equipments (cement mixers, cranes, earth-moving equipments etc.). In the food industry has a perfect hygienising effect.**

### **Why a hot water high-pressure cleaner?**

It is necessary the use of a hot water high-pressure cleaner whenever it is necessary to degrease oily or particularly tough dirt in the shortest time possible. Washing efficiency of hot water is much higher than the cold water one (up to 50% higher on some kind of dirt), because heat assists dirt degrease. Heat effect on the surface produces also fast drying. With the use of a hot water high-pressure cleaner it is possible to have: shorter washing time (under the same kind of dirt), better degrease of non water-soluble dirt, shorter drying time and less quantity of chemical product used: in few words, lower cleaning fixed costs and water saving.



### **The boiler**

It is a diesel fuel heater that raises water temperature coming out of the pump; the difference between inlet and outlet water temperature is technically indicated like Delta T.

Boiler dimensions, in other words coil and diesel fuel consumption, determine the thermal power of the burner.

Under the same conditions, increasing the delivery rate (quantity of water to be heated) the Delta T decreases proportionally. It is easy to understand why high pressure cleaners with higher delivery rates have more powerful burners: to grant the best operating temperature in each working condition. All our boilers have very high thermal efficiency, near 90% or higher. This means very low operating cost with reference to diesel fuel consumption.

## What changes among high-pressure cleaners with similar performances?

It is necessary to consider besides pressure and delivery rate also the standard equipment (dimensions and type), optional functions (antiscale, total stop, etc.) and the manufacturing specifications (type of materials and applied technology). Nevertheless the most important aspect is the resistance to wear and tear and to continuous use, that raises progressively with the increase of manufacturing components specifications or moving up from a model to the next class one.



### • Linear pump:

The movement of the (3) pistons occur through a system of connecting rods and crankshaft. The longitudinal axle of the pistons (placed at the same level or linear) is perpendicular to the motor rotation axle. It is more versatile to bear high delivery rates (from 21 l/min) and it has a better self priming.



### • Water cooled motor:

Water flows through the S. S. coil around the motor, this allows a better thermal exchange (and so a cooling) than air also in those countries where inlet water could reaches 60°C. This allows a drop in operating temperature of the motor and pump mechanical elements, granting a better reliability and longer life.



### • Total Stop:

Releasing the gun trigger the pump stops automatically avoiding element damages during the by-pass phase. Pulling the trigger, the high-pressure cleaner starts automatically. Max pump protection.



### • Low voltage and delayed Total Stop:

To avoid quick and multiple start and shut down of the motor/pump group whenever the gun trigger is pulled and released, this disposal delays

of about 15 seconds the machine shut down. Prevention, energy saving, top safety and pump longer life.



### • Low voltage and delayed Total Stop with intelligent shut

**down:** To avoid quick and multiple start and shut down of the motor/pump group whenever the gun trigger is pulled and released, this disposal delays of about 15 seconds the machine shut down. In case the machine is unused for more than 20 minutes or there are leakages in the pressure circuit, the machine shuts down automatically and completely: control panel power cut-off. Prevention, energy saving, top safety and pump longer life.



### • Motor low rotation speed:

The electric motor transfers the same number of revolutions to the pump. With a 4 poles motor there is a lower rotation speed of the components (1400 RPM in case of 50Hz or 1750 RPM in case of 60 Hz) granting longer pump life. Extending lifetime solution.



### • Pressure accumulator:

The release of the gun trigger produces a strong counterstroke in the pump. This device amortizes this power with great benefit for the pump components and for the user, because it removes all the vibrations.





Vulcano



Mississippi R



Dakota R



NPX



Texas R



HSR



LKX

Code	Model		operating pressure (max pressure)	operating pressure (max pressure)	delivery rate	delivery rate	absorbed power	rpm	voltage	outlet temp.	fuel consumption	diesel tank	antiscala tank	heat output	packaging	packaging weight
		pag	bar	psi	l/h	GPM usa	W									
8.699.0015	VULCANO 74	46	-	-	-	-	300	-	230-50	max 110°	5,6 - 1.5	18 - 4.8	-	74	113x71x111	103.6 - 228
8.625.0101	MISSISSIPPI R 1310 XP	47	30÷130	435÷1885	330÷600	1.45÷2.64	3000	2800	230-50	max 90°	2,83 - 0.75	14 - 3.7	-	38	65x85x100	71.5 - 157
8.633.0107	DAKOTA R 1509 XP	48	30÷120	435÷1740	330÷540	1.45÷2.91	3200	2800	230-50	max 140°	4,72 - 1.25	18 - 4.8	-	58	69x85x111	94 - 207
8.633.0108	DAKOTA R 2007 XP	48	30÷150	435÷2175	330÷420	1.45÷2.91	4000	2800	400-50	max 140°	4,72 - 1.25	18 - 4.8	-	58	69x85x111	97 - 213
8.633.0109	DAKOTA R 1713 XP	48	30÷170	435÷2465	400÷780	1.76÷3.43	4700	2800	400-50	max 140°	3,7 - 0.97	16 - 4.2	-	58	69x85x111	95 - 209
8.620.0601	NPX 1211 XP	49	30÷120	435÷1740	330÷660	1.45÷2.91	3200	2800	230-50	max 110°	4,72 - 1.25	18 - 4.8	-	58	71x113x111	118 - 260
8.620.0617	NPX 1813 XP	49	30÷180	435÷2610	400÷780	1.76÷3.43	6300	2800	400-50	max 110°	4,72 - 1.25	18 - 4.8	-	58	71x113x111	117.5 - 259
8.630.0101	TEXAS R 1211	50	30÷120	435÷1740	330÷660	1.45÷2.91	3000	1450	230-50	max 140°	3,8 - 1.0	16 - 4.2	-	58	69x85x111	104 - 229
8.630.0103	TEXAS R 1611	50	30÷170	435÷2465	400÷660	1.76÷2.91	4300	1450	400-50	max 140°	3,8 - 1.0	16 - 4.2	-	58	69x85x111	104 - 229
8.630.0107	HSR 1509 LP	51	30÷150	435÷2175	345÷540	1.52÷2.40	3000	1450	230-50	max 140°	3,78 - 0.99	14 - 3.7	-	42	85x69x111	120 - 264
8.621.2947	LKX 1310 LP	52	30÷110	435÷1595	330÷660	1.45÷2.91	3000	1450	230-50	max 110°	4,72 - 1,25	18 - 4.8	-	58	113x71x111	130.5 - 287
8.621.2934	LKX 1515 LP	52	30÷150	435÷2175	450÷900	1.98÷3.96	5500	1450	400-50	max 110°	5,6 - 1.5	18 - 4.8	-	74	113x71x111	143.4 - 316
8.621.2935	LKX 2015 LP	52	30÷200	435÷2900	450÷900	1.98÷3.96	7300	1450	400-50	max 110°	5,6 - 1.5	18 - 4.8	-	74	113x71x111	146 - 322
8.621.3001	HLR 1211 LP	53	30÷110	435÷1595	345÷660	1.52÷2.91	3000	1450	230-50	max 110°	4,72 - 1,25	18 - 4.8	-	58	113x71x111	127 - 279
8.621.3002	HLR 1510 LP	53	30÷150	435÷2175	345÷600	1.52÷2.64	3000	1450	230-50	max 110°	4,72 - 1,25	18 - 4.8	-	58	113x71x111	127 - 279
8.621.3003	HLR 1614 LP	54	30÷160	435÷2320	345÷840	1.52÷3.70	4200	1450	400-50	max 110°	4,72	18 - 4,7	-	58	113x71x111	148,5 - 327





HLR



Tekna



HTR



HHPV



Thermic 10 HW



Thermic 17 HW

Code	Model		operating pressure (max pressure)	operating pressure (max pressure)	delivery rate	delivery rate	absorbed power	rpm	voltage	outlet temp.	fuel consumption	diesel tank	antiscald tank	heat output	packaging	packaging weight
		pag	bar	psi	l/h	GPM usa	W	RPM	V	°C	l/h - gal/h	l - gal	l - gal	kW	cm	Kg - lbs
8.621.1004	HLR 1515 LP	54	30÷150	435-2175	345÷900	1.52-3.96	5500	1450	400-50	max 110°	5,6 - 1.5	18 - 4,7	-	74	113x71x111	148,5 - 327
8.621.1005	HLR 2015 LP	54	30÷200	435-2900	450÷900	1.98-3.96	7300	1450	400-50	max 110°	5,6 - 1.5	18 - 4,7	-	74	113x71x111	148,5 - 327
8.621.1006	HLR 2021 LP	54	30÷200	435-2900	630÷1260	2.77-5.55	9700	1450	400-50	max 110°	5,6 - 1.5	18 - 4,7	-	74	113x71x111	148,5 - 327
8.622.0902	TEKNA 2015 LP	55	30÷200	435÷2900	450÷900	1.98÷3.96	7300	1450	400-50	max 110°	4,72 - 1.25	22 - 5.8	2,4 - 0.6	58	130x78x111	172 - 379
8.622.0921	TEKNA 2021 LP	55	30÷200	435÷2900	630÷1260	2.77÷5.55	9700	1450	400-50	max 110°	6,6 - 1,75	22 - 5.8	2,4 - 0.6	88	130x78x111	180 - 396
8.623.0939	HTR 2015 LP	56	30÷200	435-2900	450÷900	1.98-3.96	7300	1450	400-50	max 110°	6,6 - 1,75	22 - 5,8	2.4	88	130x78x111	187 - 412
8.623.0940	HTR 2021 LP	56	30÷200	435-2900	630÷1260	2.77-5.55	9700	1450	400-50	max 110°	6,6 - 1,75	22 - 5,8	2.4	88	130x78x111	181,5 - 400
8.623.0951	HTR 2515 LP	56	30÷250	435-3600	450÷900	1.98-3.96	8700	1450	400-50	max 110°	6,6 - 1,75	22 - 5,8	2.4	88	130x78x111	187 - 412
8.624.0601	HHPV 1211 LP	57	30÷120	435÷1740	345÷660	1.52÷2.91	3000	1450	230 - 50	max 110°	4,72 - 1.25	20 - 5.3	-	58	80x120x185	199 - 438
8.624.0603	HHPV 2015 LP	57	30÷200	435÷2900	450÷900	1.98÷3.96	7300	1450	400 - 50	max 110°	4,72 - 1.25	20 - 5.3	-	58	80x120x185	199 - 438
8.624.0604	HHPV 2021 LP	57	30÷200	435÷2900	630÷1260	2.77÷5.55	9700	1450	400 - 50	max 110°	4,72 - 1.25	20 - 5.3	-	58	80x120x185	210 - 463
8.601.0099	THERMIC 10 HW	58	30÷170	435÷2465	1020	4,49	10hp	1700	-	max 110°	4,72 - 1.25	30 - 7.9	-	58	120x80x107	160 - 352
8.601.0216	THERMIC 17 HW	59	30÷200	435÷2900	1320	5,82	17hp	1700	-	max 110°	5,6 - 1.5	40 - 10.5	-	74	120x85x112	355 - 781



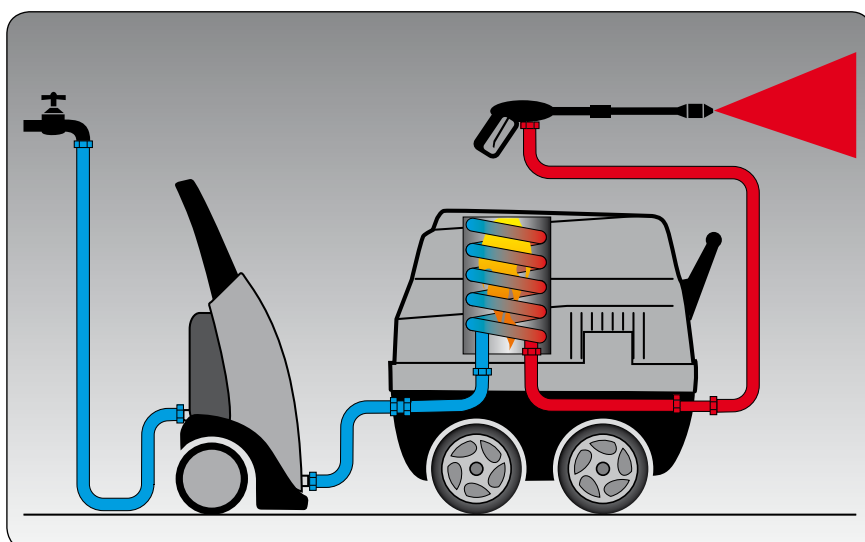


### Vulcano 74



#### Equipped with:

- Boiler feeding: Diesel  
High thermal efficiency vertical burner.
- Shock-resistant self-bearing frame.
  - 4 big wheels for easy move.
  - Gasoil tank high capacity ensuring longer working.
  - Quick couplings supplied with the machine.
  - Diesel tank capacity 18 l.
  - High pressure hose 3/8" Ø 5/16" 10 m, to connect any cold high pressure cleaner to Vulcano **(optional)**.



#### Optional:

4.618.0012 high pressure hose 3/8" Ø 5/16" 10m, to connect any cold high pressure cleaner to the Vulcano.



#### Vulcano 74

code	8.699.0015
operat. pressure allowed max.	200 bar-2900 psi
delivery rate allowed max.	1260 l/h-5.55 GPM
abs. power/voltage	300W/230V~50Hz 1 ph
max. temp. outlet	110 °C
heat output	74 kW
dimension/weight	94x65x90cm/44 Kg - 88 lbs



## Mississippi-R

**T.S.** Total Stop



### Standard equipment:

- 3.700.0036 Gun M22 - 3/8"



- 3.701.0015 Lance M22 high/low pressure



- 3.103.0047 Nozzle type 030



- 4.618.0049 High pressure hose 8 m



- Power cable 5 m

### Optional:

- 6.602.0060 ROTOX lance

### Equipped with:

- Three ceramic coated pistons, brass axial pump head with built-in by-pass valve.
- Suction and delivery S. S. valves.
- Vertical burner with high thermal efficiency steel coil.
- Temperature regulation gauge.
- Diesel pump with by-pass valve.
- Detergent built-in tank for indirect suction (2,4 lt.)
- Pressure regulator.
- Glycerine pressure gauge.
- Power cable holder.
- Diesel tank capacity 7 lt.
- Ergonomic handle.

### Mississippi-R 1310 XP

code	8.625.0101
operat. pressure/max	130/150 bar-1885/2175 psi
delivery rate	600 l/h-2.64 GPM
abs. power/voltage	3000W - 230V~50Hz 1ph
motor/pump type/RPM	MPBX2/2800 RPM
max. water inlet/outlet temp.	40/90 °C
dimension/weight	80x55x83cm/55 Kg - 121 lbs

### Dakota-R



#### Standard equipment:

- 3.700.0030 Gun M22 - 3/8" with rotating coupling.



- 3.701.0015 Lance M22 high/low pressure



- 3.103.0047 Nozzle type 030 (mod. 1509 XP)
- 3.103.0013 Nozzle type 020 (mod. 2007 XP)
- 3.103.0050 Nozzle type 045 (mod. 1713 XP)



- 4.618.0049 High pressure hose 8 m



- Power cable 5 m

#### Equipped with:

- Three ceramic coated pistons, brass axial pump head with built-in by-pass valve.
- Low voltage and delayed Total Stop.
- Suction and delivery S. S. valves.
- Vertical burner with high thermal efficiency steel coil.
- Temperature regulation gauge.
- Low fuel lamp.
- Safety valve.
- Detergent built-in tank (4,2 lt) for indirect suction.
- Pressure regulator.
- Glycerine pressure gauge.
- Panel with analogic controls.
- Hose reel with brake (**optional**).

#### Optional:

- 6.608.0073 Hose reel with brake (hose not included)

	Dakota-R 1509 XP	Dakota-R 2007 XP	Dakota-R 1713 XP
code	8.633.0107	8.633.0108	8.633.0109
operat. pressure/max	150/160 bar-2175/2320 psi	200 bar-2900 psi	170 bar-2465 psi
delivery rate	540 l/h-2.37 GPM	420 l/h-1.84 GPM	780 l/h-3.43 GPM
abs. power/voltage	3200W - 230V~50Hz 1ph	3300W - 230V~50Hz 1ph	4700W - 400V~50Hz 3 ph
motor/pump type/RPM	MPBX2/2800 RPM	MPBX2/2800 RPM	MPBX2/2800 RPM
max. water inlet/outlet temp.	40/140 °C	40/140 °C	40/140 °C
dimension/weight	85x65x97 cm/74 Kg - 163 lbs	85x65x97 cm/74 Kg - 163 lbs	85x65x97 cm/76 Kg - 167 lbs

## NPX



### Standard equipment:

- 3.700.0030 Gun M22 - 3/8" with rotating coupling.



- 3.701.0015 Lance M22 high/low pressure



- 3.103.0050 Nozzle type 045 (mod. 1211 XP)
- 3.103.0049 Nozzle type 040 (mod. 1813 XP)



- 4.618.0143 High pressure hose 10 m



- Power cable 5 m

### Equipped with:

- Three ceramic coated pistons, brass axial pump head with built-in by-pass valve.
- Low voltage and delayed Total Stop.
- Suction and delivery S. S. valves.
- Vertical burner with high thermal efficiency steel coil.
- Temperature regulation gauge.
- Low fuel lamp.
- Safety valve.
- Detergent built-in tank (3 lt) for indirect suction.
- Pressure regulator.
- Glycerine pressure gauge.
- Panel with analogic controls.
- Heavy duty steel frame.
- Accessory holder.
- Two ways fuel pump.
- Hose reel with brake (**optional**).

### Optional:

- 6.608.0001 Hose reel with brake (hose not included)

	NPX 1211 XP	NPX 1813 XP
code	8.620.0601	8.620.0617
operat. pressure/max	120/150 bar-1740/2175 psi	180 bar-2610 psi
delivery rate	660 l/h-2.91 GPM	780 l/h-3.43 GPM
abs. power/voltage	3200W - 230V~50Hz 1ph	6300W - 400V~50Hz 3 ph
motor/pump type/RPM	MPBX2/2800 RPM	MPBX2/2800 RPM
max. water inlet/outlet temp.	40/110 °C	40/110 °C
dimension/weight	94x65x90cm/97 Kg - 213 lbs	94x65x90cm/99 Kg - 217 lbs



### Texas-R



#### Equipped with:

- 4 poles electrical motor (1450 RPM) with thermal protection.
- Three ceramic coated pistons (1 ph), full ceramic pistons (3 ph), brass linear pump head with built-in by-pass valve.
- Low voltage and delayed Total Stop.
- Suction and delivery S. S. valves.
- Vertical burner with high thermal efficiency steel coil.
- Temperature regulation gauge with high sensitive stainless steel sensor.
- Detergent built-in tank (4,2 lt) for indirect suction.
- Auxiliary motor for burner.
- Hose reel with brake (**optional**).

#### Standard equipment:

- 3.700.0030 Gun M22 - 3/8" with rotating coupling.



- 3.701.0015 Lance M22 high/low pressure



- 3.103.0050 Nozzle type 045 (mod. 1211 LP)
- 3.103.0048 Nozzle type 035 (mod. 1611 LP)



- 4.618.0049 High pressure hose 8 m (mod 1211 LP)
- 4.618.0143 High pressure hose 10 m (mod 1611 LP)



- Power cable 5 m

#### Optional:

- 6.608.0073 Hose reel with brake (hose not included)

	Texas-R 1211 LP	Texas-R 1611 LP
code	8.630.0101	8.630.0103
operat. pressure/max	120/150 bar-1740/2175 psi	160 bar-2320 psi
delivery rate	660 l/h-2.91 GPM	660 l/h-2.91 GPM
abs. power/voltage	3000W - 230V~50Hz 1ph	4300W - 400V~50Hz 3 ph
motor/pump type/RPM	MP4/1450 RPM	MP4/1450 RPM
max. water inlet/outlet temp.	40/140 °C	40/140 °C
dimension/weight	85x65x97 cm/112 Kg - 246 lbs	85x65x97 cm/128 Kg - 282 lbs

## HSR



### Standard equipment:

- 3.700.0030 Gun M22 - 3/8" with rotating coupling.



- 3.701.0015 Lance M22 high/low pressure



- 3.103.0047 Nozzle type 030



- 4.618.0143 High pressure hose 10 m



- Power cable 5 m

### Equipped with:

- 4 poles electrical motor (1450 RPM) with thermal protection.
- Three ceramic coated pistons.
- Built-in by-pass valve nickel plating brass linear pump head with high temperature water seals and bushing.
- Low voltage and delayed Total Stop.
- Suction and delivery S. S. valves.
- Vertical burner with high thermal efficiency steel coil.
- Temperature regulation gauge with high sensitive stainless steel sensor.
- Detergent built-in tank (4,2 lt) for indirect suction.
- Auxiliary motor for burner.
- Heavy duty steel frame.
- Hose reel with brake **(optional)**.

### Optional:

- 6.608.0073 Hose reel with brake (hose not included)

	HSR 1509 LP
code	8.630.0107
operat. pressure	150 bar-2175 psi
delivery rate	540 l/h-3.17 GPM
engine type/hp	3000W-230V~50Hz 1 ph
pump type/RPM	MP4 Ni/1450 RPM
max. water inlet/outlet temp.	40/140 °C
dimension/weight	85x65x97 cm / 113 Kg - 275 lbs



CRANKSHAFT



Models: 1515 LP  
2015 LP



### LKX

#### Standard equipment:

- 3.700.0030 Gun M22 - 3/8" with rotating coupling.



- 3.701.0015 Lance M22 high/low pres. (mod. 1310 LP)



- 3.103.0050 Nozzle type 045 (mod. 1310 LP)
- 3.103.0053 Nozzle type 060 (mod. 1515 LP)
- 3.103.0050 Nozzle type 045 (mod. 2015 LP)



- 4.618.0143 H. P. hose 10 m



- Power cable 5 m



#### Equipped with:

- 4 poles electrical motor (1450 RPM) with thermal protection and water cooling (three phase models).
- Three ceramic coated pistons (1 ph), full ceramic pistons (3 ph), brass linear pump head with built-in by-pass valve.
- Low voltage and delayed Total Stop.
- Suction and delivery S. S. valves.
- Vertical burner with high thermal efficiency steel coil.
- Temperature regulation gauge with high sensitive stainless steel sensor.
- Detergent built-in tank (3 lt) for indirect suction.
- Auxiliary motor for burner.
- Heavy duty steel frame.
- Hose reel with brake **(optional)**.

#### Optional:

- 6.608.0077 Hose reel with brake (hose not included Mod. 1311 LP)
- 6.608.0004 Hose reel with brake (hose not included) (three phase model)
- On request models with header tank and/or antiscaling device.
- 3.697.0044 Antiscaling LC-PRECAL (pcs. 4 x 5 lt.)
- Code 8.621.2944 LKX 2015 with header tank
- Code 8.621.3032 LKX 2015 with header tank and antiscaling device
- 6.602.0042 ROTOX lance (Mod. 1515 LP)
- 6.602.0040 ROTOX lance (Mod. 2015 LP)

	LKX 1310 LP	LKX 1515 LP	LKX 2015 LP
code	8.621.2947	8.621.2934	8.621.2935
operat. pressure/max	110/150 bar-1595/2175 psi	150 bar-2175 psi	200 bar-2900 psi
delivery rate	660 l/h-2.91 GPM	900 l/h-3.96 GPM	900 l/h-3.96 GPM
abs. power/voltage	3000W - 230V~50Hz 1ph	5500W - 400V~50Hz 3 ph	7300W - 400V~50Hz 3 ph
motor/pump type/RPM	MP4/1450 RPM	MPW4/1450 RPM	MPW4/1450 RPM
max. water inlet/outlet temp.	40/110 °C	40/110 °C	40/110 °C
dimension/weight	94x65x90cm / 112 Kg - 246 lbs	94x65x90cm / 125 Kg - 275 lbs	94x65x90cm / 128 Kg - 282 lbs



## HLR single-phase models



### Standard equipment:

- 3.700.0030 Gun M22 - 3/8" with rotating coupling.



- 3.701.0015 Lance M22 high/low pressure



- 3.103.0050 - Nozzle type 045 (mod. 1211 LP)

- 3.103.0047 - Nozzle type 030 (mod. 1510 LP)



- 4.618.0143 High pressure hose



- Power cable 5 m

### Optional:

- 6.608.0077 - Hose reel with brake (hose not included)

### Equipped with:

- 4 poles electrical motor (1450 RPM) with thermal protection and water cooling.
- Three ceramic coated pistons.
- Built-in by-pass valve nickel plating brass linear pump head with high temperature water seals and bushing.
- Low voltage and delayed Total Stop.
- Suction and delivery S. S. valves.
- Vertical burner with high thermal efficiency steel coil.
- Temperature regulation gauge with high sensitive stainless steel sensor.
- Detergent built-in tank (3 lt) for indirect suction.
- Auxiliary motor for burner.
- Heavy duty steel frame.
- Hose reel with brake **(optional)**.

	HLR 1211 LP	HLR 1510 LP
code	8.621.3001	8.621.3002
operat. pressure	110/150 bar-1595/2175 psi	150 bar-2175 psi
delivery rate	660 l/h-2.91 GPM	600 l/h-2.64 GPM
engine type/hp	3000W - 230V~50Hz 1ph	3000W - 230V~50Hz 1ph
pump type/RPM	MP4 Ni/1450 RPM	MP4 Ni/1450 RPM
max. water inlet/outlet temp.	40/110 °C	40/110 °C
dimension/weight	94x65x90cm / 112 Kg - 246 lbs	94x65x90cm / 112 Kg - 246 lbs

### HLR three-phase models



Model: 1515 LP  
2015 LP  
2021 LP



#### Equipped with:

- 4 poles electrical motor (1450 RPM) with thermal protection and water cooling (except HLR 1614 LP model).
- Three ceramic pistons, three ceramic coated pistons (mod. 1614 LP)
- Built-in by-pass valve nickel plating brass linear pump head with high temperature water seals and bushing.
- Integrated elastic joint, for best pump coupling (1614 Excluded).
- Low voltage and delayed Total Stop.
- Suction and delivery S. S. valves.
- Vertical burner with high thermal efficiency steel coil.
- Temperature regulation gauge with high sensitive stainless steel sensor.
- Detergent built-in tank 3 l.
- Auxiliary motor for burner air cooling and mechanical two ways fuel pump.
- Hose reel (**optional**).



**Integrated elastic joint, for best pump coupling**  
(1614 Excluded)

#### Standard equipment:

- 3.700.0030 Gun M22 - 3/8" with rotating coupling.



- 3.701.0015 Lance M22 high/low press. (1211 LP)



- 3.103.0048 - Nozzle type 035 (mod. 1614 LP)
- 3.103.0053 - Nozzle type 060 (mod. 1515 LP)
- 3.103.0050 - Nozzle type 045 (mod. 2015 LP)
- 3.103.0055 - Nozzle type 070 (mod. 2021 LP)



- 4.618.0143 High pressure hose 10 m



- Power cable 5 m

#### Optional:

- 6.608.0004 - Hose reel with brake (hose not included)
- On request models with header tank and/or antiscala device.
- 3.697.0044 - Antiscala LC-PRECAL (pz. 4 x 5 lt.)
- ROTOX lance code:  
6.602.0040 - (mod. 1614-2015)  
6.602.0042 - (mod. 1515-2021)

	HLR 1614 LP	HLR 1515 LP	HLR 2015 LP	HLR 2021 LP
code	8.621.3003	8.621.1004	8.621.1005	8.621.1006
operat. pressure	160 bar-2321 psi	150 bar-2175 psi	200 bar-2900 psi	200 bar-2900 psi
delivery rate	840 l/h-3.70 GPM	900 l/h-3.96 GPM	900 l/h-3.96 GPM	1260 l/h-5.55 GPM
engine type/hp	4200W - 400V~50Hz 3ph	5500W - 400V~50Hz 3ph	7300W - 400V~50Hz 3ph	9700W - 400V~50Hz 3 ph
pump type/RPM	MP4 Ni/1450 RPM	MPWJ5 Ni/1450 RPM	MPWJ5 Ni/1450 RPM	MPWJ5 Ni/1450 RPM
max. water inlet/outlet temp.	40/110 °C	40/110 °C	40/110 °C	40/110 °C
dimension/weight	94x65x90cm / 109 Kg - 240 lbs	94x65x90cm / 127 Kg - 280 lbs	94x65x90cm / 129 Kg - 284 lbs	94x65x90cm / 131 Kg - 288 lbs

## Tekna



### Standard equipment:

- 3.700.0030 Gun M22 - 3/8" with rotating coupling.



- 3.708.0001 Lance M22 high pressure.



- 3.103.0050 Nozzle type 045 (mod. 2015 LP)
- 3.103.0055 Nozzle type 070 (mod. 2021 LP)



- 4.618.0143 High pressure hose 10 m



- Power cable 5 m

### Optional:

- 6.608.0005 Hose reel with brake (hose not included)
- 3.697.0044 Antiscale LC-PRECAL (pcs. 4 x 5 lt.)
- ROTOX lance code:  
6.602.0040 - (mod. 2015)  
6.602.0042 - (mod. 2021)

### Equipped with:

- 4 poles electrical motor (1450 RPM) with thermal protection and water cooling. Three ceramic pistons, brass linear pump head with built-in by-pass valve.
- Low voltage and delayed Total Stop.
- Suction and delivery S. S. valves.
- Vertical burner with high thermal efficiency steel coil.
- High pressure detergent flow with 22 liters integrated detergent tank
- Auxiliary motor for burner air-cooling and two ways fuel pump.
- Temperature regulation gauge with high sensitive stainless steel sensor.
- Low fuel lamp and cut off.
- Safety valve.
- Header tank and antiscale device. Panel with analogic controls. Hose reel **(optional)**.



	TEKNA 2015 LP	TEKNA 2021 LP
code	8.622.0902	8.622.0921
operat. pressure	200 bar-2900 psi	200 bar-2900 psi
delivery rate	900 l/h-3.96 GPM	1260 l/h-5.55 GPM
abs. power/voltage	7300W - 400V~50Hz 3 ph	9700W - 400V~50Hz 3 ph
motor/pump type/RPM	MPW5/1450 RPM	MPW5/1450 RPM
max. water inlet/outlet temp.	40/110 °C	40/110 °C
dimension/weight	125x69x87cm/143 Kg - 315 lbs	125x69x87cm/145 Kg - 319 lbs



### HTR



CRANKSHAFT



#### Equipped with:

- 4 poles electrical motor (1450 RPM) with thermal protection and water cooling.
- Three ceramic pistons, Nickel plating brass linear pump head with high temperature water seals and bushing.
- Integrated elastic joint, for best pump coupling.
- Low voltage and delayed Total Stop.
- Vertical burner with high thermal efficiency steel coil.
- High pressure detergent flow with 22 liters integrated detergent tank
- Auxiliary motor for burner air-cooling and two ways fuel pump.
- Temperature regulation gauge with high sensitive stainless steel sensor.
- Header tank and antiscall device.
- Pressure accumulator for hose and gun vibrations prevention.
- Hose reel (optional).



Integrated elastic joint, for best pump coupling

#### Standard equipment:

- 3.700.0030 Gun M22 - 3/8" with rotating coupling.



- 3.708.0001 Lance M22 high pressure.



- 3.103.0050 - Nozzle type 045 (mod. 2015 LP)
- 3.103.0055 - Nozzle type 070 (mod. 2021 LP)
- 3.103.0049 - Nozzle type 040 (mod. 2015 LP)



- 4.618.0143 High pressure hose 10 m



- Power cable 5 m

#### Optional:

- 6.608.0005 - Hose reel with brake (hose not included)
- 3.697.0044 - Antiscall LC-PRECAL (pz. 4 x 5 lt.)
- Turbo Lance code:  
6.602.0040 - (mod. 2015)  
6.602.0042 - (mod. 2021)

	HTR 2015 LP	HTR 2021 LP	HTR 2515 LP
code	8.623.0939	8.623.0940	8.623.0951
operat. pressure	200 bar-2900 psi	200 bar-2900 psi	250 bar-3600 psi
delivery rate	900 l/h-3.96 GPM	1260 l/h-5.55 GPM	900 l/h-3.96 GPM
engine type/hp	7300W - 400V~50Hz 3 ph	9700W - 400V~50Hz 3 ph	8700W - 400V~50Hz 3 ph
pump type/RPM	MPWJ5 Ni/1450 RPM	MPWJ5 Ni/1450 RPM	MPWJ5 Ni/1450 RPM
max. water inlet/outlet temp.	40/110 °C	40/110 °C	40/110 °C
dimension/weight	125x69x89cm / 169 Kg - 372 lbs	125x69x89cm / 171 Kg - 376 lbs	125x69x89cm / 173 Kg - 381 lbs



## HHPV



### Standard equipment:

- 3.700.0030 Gun M22 - 3/8" with rotating coupling.



- 3.708.0001 Lance M22 high pressure.



- 3.103.0051 Nozzle type 050 (mod. 2015 LP)
- 3.103.0056 Nozzle type 075 (mod. 2021 LP)



- 4.618.0143 High pressure hose 10 m



- Power cable 5 m

### Equipped with:

- 4 poles electrical motor (1450 RPM) with thermal protection and water cooling.
- Three full ceramic pistons, brass linear pump head with built-in by-pass valve.
- Integrated elastic joint, for best pump coupling.
- Low voltage and delayed Total Stop.
- Suction and delivery S. S. valves.
- Detergent built-in tank 25 l.
- Vertical burner with high thermal efficiency steel coil.
- High pressure detergent dosing pump.
- Control panel with protection cover.
- Accessory holder.
- S. S. fixing base support.
- Varnished steel structure.
- Rotating booms (**optional**).

### Optional:

- 6.608.0032 Rotating Booms
- Flame sensor (on request)
- Low temperature internal insulation protection/heating (on request)
- With header tank and anti scale device (on request)

	HHPV 2015 LP	HHPV 2021 LP
code	8.624.0603	8.624.0604
operat. pressure	200 bar-2900 psi	200 bar-2900 psi
delivery rate	900 l/h-3.96 GPM	1260 l/h-5.55 GPM
abs. power/voltage	7300W - 400V~50Hz 3ph	9700W - 400V~50Hz 3 ph
motorpump type/RPM	MPWJ5/1450 RPM	MPWJ5/1450 RPM
max. water inlet/outlet temp.	40/110 °C	40/110 °C
dimension/weight	76x48x180cm / 190 Kg - 418 lbs	76x48x180cm / 192 Kg - 422 lbs

### Thermic 10 HW Hot water self-contained unit



#### Equipped with:

- Three ceramic pistons, brass linear pump head with built-in by-pass valve.
- By-pass thermal protection with safety valve.
- Electrical start with full engine functions control.
- Auxiliary belt driven sturdy alternator.
- Lombardini diesel engine 15LD440 (air cooled).
- Pump-motor gearbox (1.650 RPM).
- Automatic engine RPM regulator.
- Integrated detergent suction with external suction probe.
- Electrical start with engine functions control.
- Unique diesel tank for engine and burner.
- Battery included.



#### Standard equipment:

- 3.700.0030 Gun M22 - 3/8" with rotating coupling.



- 3.701.0015 Lance M22 high/low press.



- 3.103.0052 Nozzle type 055



- 4.618.0143 High pressure hose 10 m



#### Optional:

- 5.613.0252 S. S. header tank (high pressure chemical)
- 6.608.0014 Varnished soundproofing steel cover set code
- 6.608.0020 Trolley set with inflateable wheels & handles



	Thermic 10 HW
code	8.601.0099
operat. pressure	170 bar-2465 psi
delivery rate	1020 l/h-4.49 GPM
engine type/voltage	Lombardini 15LD440/10
motorpump type/RPM	CL5/1650 RPM
max. water inlet/outlet temp.	40/110 °C
dimension/weight	68x99x74cm / 140 Kg - 208 lbs



## Thermic 17 HW

Hot water self-contained unit with integrated electric generator



### Equipped with:

- Integrated electric generator.
- By-pass thermal protection with safety valve.
- 2 cylinder water cooled diesel engine with electrical start.
- Three ceramic pistons, brass linear pump head with built-in by-pass valve.
- Auxiliary belt driven sturdy alternator.
- Lombardini diesel engine LDW702
- Belt driven pump.
- Automatic engine RPM regulator.
- Socket tool 230V max 1.5 kW
- Front panel with engine function led and automatic power cut-off.
- Unique diesel tank for engine and burner.
- Battery included.
- Integrated detergent suction with external suction probe.

### Standard equipment:

- 3.700.0030 Gun M22 - 3/8" with rotating coupling.



- 3.708.0001 Lance M22 high pressure.



- 3.103.0056 Nozzle type 075



- 4.618.0143 High pressure hose 10 m



### Optional:

- 6.608.0013 Varnished soundproofing steel cover set



	Thermic 17 HW
code	8.601.0216
operat. pressure	200 bar-2900 psi
delivery rate	1320 l/h-5.82 GPM
engine type/voltage	Lombardini ISLD 440/17
motor/pump type/RPM	CL5/1450 RPM
max. water inlet/outlet temp.	40/110 °C
dimension/weight	113x75x85cm / 220 Kg - 480 lbs

### High-pressure nozzle



3.103.0027	high-pressure nozzle 0.30
3.103.0037	high-pressure nozzle 0.35
3.103.0028	high-pressure nozzle 0.40
3.103.0034	high-pressure nozzle 0.45
3.103.0029	high-pressure nozzle 0.50
3.103.0030	high-pressure nozzle 0.55
3.103.0031	high-pressure nozzle 0.60
3.103.0025	high-pressure nozzle 0.70
3.103.0070	high-pressure nozzle 0.75
3.103.0033	high-pressure nozzle 0.90



3.103.0047	high-pressure nozzle 0.30
3.103.0048	high-pressure nozzle 0.35
3.103.0049	high-pressure nozzle 0.40
3.103.0050	high-pressure nozzle 0.45
3.103.0051	high-pressure nozzle 0.50
3.103.0052	high-pressure nozzle 0.55
3.103.0053	high-pressure nozzle 0.60
3.103.0055	high-pressure nozzle 0.70
3.103.0056	high-pressure nozzle 0.75
3.103.0058	high-pressure nozzle 0.85



3.103.0018	high-pressure nozzle 0.30
3.103.0020	high-pressure nozzle 0.35
3.103.0009	high-pressure nozzle 0.40
3.103.0016	high-pressure nozzle 0.45
3.103.0017	high-pressure nozzle 0.50
3.103.0019	high-pressure nozzle 0.55
3.103.0021	high-pressure nozzle 0.60
3.103.0067	high-pressure nozzle 0.70
3.103.0068	high-pressure nozzle 0.75
3.103.0069	high-pressure nozzle 0.90



3.749.0200	rotary nozzle max 500 bar - 0.40
3.749.0201	rotary nozzle max 500 bar - 0.45
3.749.0202	rotary nozzle max 500 bar - 0.50
3.749.0203	rotary nozzle max 500 bar - 0.55
3.749.0204	rotary nozzle max 500 bar - 0.60
3.749.0205	rotary nozzle max 500 bar - 0.65
3.749.0206	rotary nozzle max 500 bar - 0.70
3.714.0020	rotary nozzle max 350 bar - 0.40

### Rotary head nozzle

**Rotary nozzle max 350/500 bar:**  
G 1/4" F with S. S. body and seat/nozzle in highly shock-resistant tungsten carbide

**Extension set for rotary nozzle:**  
1/4" M - 1/4" M codes 3.749.0004 + 4.006.0099 Spare coupling for gun M 22



**1) Sand-blasting heads** max 250 bar, **are not** supplied with nozzles.  
Orders will be always placed with the nozzle required.

Sand-blasting heads max 250 bar

3.749.0207	Sand blasting head - blade type
3.749.0208	Sand blasting head - round type
3.749.0209	Sand blasting head - prolonged type

### Sand-blasting head

Sand-blasting nozzles

3.749.0434	nozzle 0.40
3.749.0433	nozzle 0.45
3.749.0432	nozzle 0.50



**2) Prolonged adjustable probe** for sand-blasting

3.749.0210	S. S. prolonged adjustable Ø 21 probe L = 500 mm
------------	--

## Cold water high-pressure cleaner accessories

### High pressure hose



	4.618.0049	8 m High pressure hose - 3/8" M22 - Ø 1/4" - 210 bar
	4.618.0012	10 m High pressure hose - 3/8" - Ø 5/16" - 310 bar
	4.618.0056	20 m High pressure hose - 3/8" - Ø 5/16" - 400 bar
	4.618.0057	20 m High pressure hose - 3/8" - Ø 3/8" - 400 bar
	4.618.0058	10 m High pressure hose for food industry - 3/8" - Ø 3/8" - 400 bar
	4.618.0050	10 m High pressure hose - 3/8" F - Ø 3/8" M2
	4.018.0003	8 m High pressure hose - 1/4" M22 - Ø 1/4" 210 bar
	0.966.0024	10 m Extension high pressure hose
	0.966.0025	10 m Extension high pressure hose
	0.966.0026	20 m Extension high pressure hose
MYSTIC 1309 XP		
ALASKA 1409 XP		
HKA 1409 XP		
MAINE 1409 XP		
LMX 1211 XP	•	
LMX 2007 XP	•	
BOLT 1510 LP		
ARIZONA 1209 LP		
ARIZONA 1311 LP		
HA 1311 LP	•	
HA 1510 LP	•	
TUCSON 1211 LP	•	
TUCSON 1509 LP	•	
TUCSON 1713 LP	•	
TUCSON 2017 LP	•	
HNR 1509 LP	★	★
HNR 1713 LP	★	★
HNR 2017 LP	★	★
TUCSON XL 2015 LP	•	•
TUCSON XL 2021 LP	•	•
TUCSON XL 2515 LP	•	•
HNR XL 2015 LP	▲	▲
HNR XL 2021 LP	▲	▲
HNR XL 2515 LP	▲	▲
COLUMBIA R 1211 LP		
COLUMBIA R 2015 LP	•	•
HCR 1211 LP	▲	▲
HCR 1515 LP	▲	▲
HCR 2015 LP	▲	▲
HCR 2021 LP	▲	▲
HCR 2515 LP	▲	▲
MCHPV 1211 LP	•	•
MCHPV 1515 LP	•	•
MCHPV 2015 LP	•	•
MCHPV 2021 LP	•	•
INDO 2521 E LP		
INDO 3518 E LP		
LENA 5015 E LP		
LENA 5018 E LP		
LENA 5021 E LP		

### Turbo lance



	6.602.0040	Lance Rotox type 1 M22 - 0,45
	6.602.0041	Lance Rotox type 2 M22 - 0,55
	6.602.0042	Lance Rotox type 3 M22 - 0,70
	6.602.0056	Lance Rotox M22 - 0,35
	6.602.0060	Lance Rotox M22 - 0,30
	0.966.0014	Lance Rotox
	0.966.0015	Lance Rotox
	0.966.0016	Lance Rotox
	0.966.0017	Lance Rotox
	0.966.0018	Lance Rotox
MYSTIC 1309 XP		•
ALASKA 1409 XP		•
HKA 1409 XP		
MAINE 1409 XP		•
LMX 1211 XP	•	
LMX 2007 XP		
BOLT 1510 LP		•
ARIZONA 1209 LP		
ARIZONA 1311 LP	•	
HA 1311 LP	•	
HA 1510 LP		•
TUCSON 1211 LP	•	
TUCSON 1509 LP		•
TUCSON 1713 LP	•	
TUCSON 2017 LP	•	
HNR 1509 LP		•
HNR 1713 LP	•	
HNR 2017 LP	•	
TUCSON XL 2015 LP	•	
TUCSON XL 2021 LP		•
TUCSON XL 2515 LP	•	
HNR XL 2015 LP	•	
HNR XL 2021 LP		•
HNR XL 2515 LP	•	
COLUMBIA R 1211 LP	•	
COLUMBIA R 2015 LP	•	
HCR 1211 LP	•	
HCR 1515 LP	•	
HCR 2015 LP	•	
HCR 2021 LP		•
HCR 2515 LP	•	
MCHPV 1211 LP	•	
MCHPV 1515 LP	•	
MCHPV 2015 LP	•	
MCHPV 2021 LP		•
INDO 2521 E LP		•
INDO 3518 E LP		•
LENA 5015 E LP		•
LENA 5018 E LP		•
LENA 5021 E LP		•

### Sand blasting lance



	6.602.0027	Widia sand-blasting lance M22 - 0,40
	6.602.0028	Widia sand-blasting lance M22 - 0,50
	6.602.0029	Widia sand-blasting lance M22 - 0,75
	0.966.0028	Sand-blasting lance
	0.966.0029	Sand-blasting lance
	0.966.0030	Sand-blasting lance
	0.966.0031	Sand-blasting lance
MYSTIC 1309 XP	•	
ALASKA 1409 XP	•	
HKA 1409 XP	•	
MAINE 1409 XP		
LMX 1211 XP	•	
LMX 2007 XP		
BOLT 1510 LP	•	
ARIZONA 1209 LP	•	
ARIZONA 1311 LP	•	
HA 1311 LP	•	
HA 1510 LP	•	
TUCSON 1211 LP	•	
TUCSON 1509 LP		
TUCSON 1713 LP	•	
TUCSON 2017 LP	•	
HNR 1509 LP	•	
HNR 1713 LP	•	
HNR 2017 LP	•	
TUCSON XL 2015 LP	•	
TUCSON XL 2021 LP		•
TUCSON XL 2515 LP	•	
HNR XL 2015 LP	•	
HNR XL 2021 LP		•
HNR XL 2515 LP	•	
COLUMBIA R 1211 LP	•	
COLUMBIA R 2015 LP	•	
HCR 1211 LP	•	
HCR 1515 LP	•	
HCR 2015 LP	•	
HCR 2021 LP		•
HCR 2515 LP	•	
MCHPV 1211 LP		
MCHPV 1515 LP		
MCHPV 2015 LP		
MCHPV 2021 LP		
INDO 2521 E LP		•
INDO 3518 E LP		•
LENA 5015 E LP		•
LENA 5018 E LP		•
LENA 5021 E LP		•

• = Suitable ★ = Suitable (not on hose reels) ▲ = Suitable (with adapter 3.100.0043)



## Hot water high-pressure cleaner accessories

## High pressure hose



	4.618.0012	10 m	High pressure hose - 3/8" - Ø 5/16" - 310 bar						
	4.618.0056	20 m	High pressure hose - 3/8" - Ø 5/16" - 400 bar						
	4.618.0057	20 m	High pressure hose - 3/8" - Ø 3/8" - 400 bar						
	4.618.0058	10 m	High pressure hose for food industry - 3/8" - Ø 3/8" - 400 bar						
	4.618.0059	10 m	High pressure hose - 3/8" F - Ø 3/8" R2						
MISSISSIPPI R 1310 XP									
DAKOTA R 1509 XP									
DAKOTA R 2007 XP									
DAKOTA R 1713 XP									
NPX 1211 XP	•	•			•				
NPX 1813 XP	•	•			•				
TEXAS R 1211									
TEXAS R 1611	•	•			•				
HSR 1509 LP	▲	▲	▲	▲	▲				
LKX 1310 LP	•	•			•				
LKX 1515 LP	•	•			•				
LKX 2015 LP	•	•	•	•	•				
HLR 1211 LP	▲	▲	▲	▲	▲				
HLR 1510 LP	▲	▲	▲	▲	▲				
HLR 1614 LP	▲	▲	▲	▲	▲				
HLR 1515 LP	▲	▲	▲	▲	▲				
HLR 2015 LP	▲	▲	▲	▲	▲				
HLR 2021 LP	▲	▲	▲	▲	▲				
TEKNA 2015 LP	•	•	•	•	•				
TEKNA 2021 LP			•	•	•				
HTR 2015 LP	▲	▲	▲	▲	▲				
HTR 2021 LP	▲	▲	▲	▲	▲				
HTR 2515 LP	▲	▲	▲	▲	▲				
HHPV 1211 LP	▲	▲	▲	▲	▲				
HHPV 2015 LP	▲	▲	▲	▲	▲				
HHPV 2021 LP	▲	▲	▲	▲	▲				

● = Suitable    ▲ = Suitable (with adapter 3.100.0043)

## Turbo lance

[illegible]

## Sand blasting lance



  	Widia sand-blasting lance M22 - 0,40	6.602.0027					
	Widia sand-blasting lance M22 - 0,50	6.602.0028					
	Widia sand-blasting lance M22 - 0,75	6.602.0029					
MISSISSIPPI R 1310 XP	•						
DAKOTA R 1509 XP	•						
DAKOTA R 2007 XP							
DAKOTA R 1713 XP	•						
NPX 1211 XP	•						
NPX 1813 XP	•						
TEXAS R 1211	•						
TEXAS R 1509	•						
TEXAS R 1611	•						
LKX 1310 LP	•						
LKX 1515 LP		•					
LKX 2015 LP	•						
HLR 1211 LP	•						
HLR 1510 LP	•						
HLR 1614 LP	•						
HLR 1515 LP		•					
HLR 2015 LP	•						
HLR 2021 LP			•				
TEKNA 2015 LP	•						
TEKNA 2021 LP			•				
HTR 2015 LP	•						
HTR 2021 LP			•				
HTR 2515 LP	•						
HHPV 1211 LP	•						
HHPV 2015 LP		•					
HHPV 2021 LP			•				

## Water flow adjuster coupling



Code	Inlet	Outlet	Max. pressure			Max flow rate		Max temperature	
	A	B	bar	psi	MPa	l/m	GPM	°C	°F
3.703.0023	M22 Ø14	M22F Ø14	280	4061	28	30	7.93	160	320
3.703.0024	1/4" M	M22F Ø14	280	4061	28	30	7.93	160	320
3.703.0009	1/4" M	1/4" F	280	4061	28	30	7.93	160	320



### Accessories High-pressure cleaners



Code	Description
3.700.0025	Gun RL 30 3/8"M - 1/4"F (only for lance 6.602.0049 - 6.602.0050)
6.602.0049	mm 1700 S. S. 1/4"M - 1/8"F high/low press. (for det. suction) for gun 3.700.0025
6.602.0050	mm 1700 S. S. 1/4"M - 1/8"F lance with nozzle-holder - for gun 3.700.0025

### Food industry high pressure accessories

**For food industry**



Code	Description
3.700.0022	Gun RL 30 3/8"F - M 24"F
3.701.0020	mm 1050 S. S. - M24"M - 1/8"F lance with nozzle-holder (nozzle not included)
4.618.0058	10 m H. P. Hose - 400 bar 3/8"F - 3/8"F - Ø 3/8" - max 150° C - R2



### Steam hose R2 with rubber hose bend Ø 3/8"

**For food industry**

Code	Max. pressure			Length	Inlet	Outlet	Max. temperature
	bar	psi	MPa				°C
4.618.0059	400	5801	40	10	3/8"F	3/8"F	135



### Wall mount hose reel

Wall mount hose reel with brakets without hose (capability 20 m hose 3/8")

Code	Description	Inlet	Outlet
6.608.0071	Wall mount hose reel with brakets without hose	3/8"F	3/8"F



### Automatic hose reel

Automatic hose reel (capability 20 m hose)

Code	Description	Inlet	Outlet
3.749.0508	Varnished steel automatic hose reel	3/8"M	3/8"F
3.749.0510	Stainless steel automatic hose reel	3/8"M	3/8"F
3.749.0509	Varnished steel automatic hose reel with 20mt hose	3/8"F	3/8"F





## Double lance

**Double lance mm 500 with regulator knob max 250 bar**  
Double lance mm 500 with regulator knob max 250 bar with nozzle holder

3.701.0025 Double lance with regulator mm 500



## Foam lance

**Foam lance max 250 bar**  
Foam lance max temperature 90° C.  
For gun M 22 max 250 bar

6.602.0003 Foam lance

6.602.0010 Foam lance with tank 1 lt.



## Foam lance with regulator

**Foam lance with regulator max 180 bar**  
Foam lance with regulator max temp. 60° C - with M22 coupling

6.602.0055 Foam lance



## Foam lance with regulator

**Foam lance max 180 bar with tank 1 lt.**  
Foam lance with regulator max temp. 60° C - with M22 coupling

6.602.0053 Foam lance with tank 1 lt.



**Water filter**  
Water filter - 3/4 F - 3/4 M  
80 micron

## Water filter 3/4 F - 3/4 M

3.102.0011 Water filter



**Water filter**  
Water filter - G 1/2 F - G 1/2 F

## Water filter G 1/2 F - G 1/2 F

3.555.0798 Plastic water filter



**Calibrated sand**  
Calibrated sand - 6 pieces of 5 kg each

## Calibrated sand

0.011.0001 Calibrated sand (6 x 5 kg)




### Gun with extensible telescopic lance

Code :  
**4.018.0067**  
Spare hose

Code :  
**3.100.0021**  
Coupling 1/4"M-1/4"M

Code :  
**3.100.0022**  
Coupling 1/4"M-3/8"M



Code	Pressure			Flow rate		Length		Coupling	Temperature	
	bar	psi	MPa	l/m	GPM	min. mm	max. mm	A	°C	°F
3.749.0488	250	3625	25	40	10.5	2000	5000	3/8"M	150	302

Quick coupling code: 4.607.0275 + adapter for nozzle 1/4" code: 3.100.0032

Quick coupling code: 4.607.0275 + adapter for nozzle 1/8" code: 3.100.0338

### Motorized head




for Thermic 13H  
and Thermic 17 HW  
in combination with M24 nipple  
cod. 3.749.0320

- S. S. motorized head for case and tank cleaning
- Complete orbital internal coverage
- Complete with nozzles and converter

Motorized head	
code	3.749.0196
operat. pressure	220 bar - 3190 psi
allowed pressure	250 bar - 3625 psi
operat. delivery rate	1260 l/h - 5,56 GPM
nominal temperature	90° C
min. diameter	Ø 40 mm
nozzle type	2 x M4

### Floor Cleaning Lance




for Thermic 13H  
and Thermic 17 HW  
in combination with M24 nipple  
cod. 3.749.0320



- S.S. floor cleaning lance (nozzle not included)
- Complete with RL 35 gun
- For washing terraces and external floors in general.

Floor Cleaning Lance	
code	6.602.0020
operat. pressure	250 bar - 3625 psi
allowed pressure	280 bar - 4060 psi
operat. delivery rate	1200 l/h - 5,3 GPM
nominal temperature	160° C
nozzle dimension	.060

## Stainless steel floor cleaning lance with wheels (without nozzles)



Code	Pressure			Flow rate		Length mm	Coupling		Temperature	
	bar	psi	MPa	l/m	GPM		A	B	°C	°F
6.602.0052	250	3625	25	20	5.29	500	1/4"F	1/8"F	160	320

## Pipe cleaning nozzles




Code	Description	Thread	Type
3.103.0035	Pipe cleaning nozzle with side holes	3/8"M	0.55
3.103.0106	Rounded head pipe cleaning nozzle	3/8"M	0.55
3.103.0107	Pipe cleaning nozzle with side holes	3/8"F	0.55
3.103.0119	Pipe cleaning nozzle with side holes	1/4"F	0.55

## Kit pipe cleaning hose with nozzle



Code	Description	Length m	Max. pressure			Inlet	Outlet
			bar	psi	MPa		
6.608.0054	Kit pipe cleaning hose	10	210	3045	21	M 22 - M	Stainless steel nozzle
6.608.0045	Kit pipe cleaning hose	20	210	3045	21	M 22 - M	Stainless steel nozzle

## Fixed and rotating brushes



**Fixed and rotating brushes max 250 bar:** mm 700, max temperature 90° C, for gun M 22

6.602.0035 Fixed brush with extension pipe mm 700

6.602.0036 Rotating brush with extension pipe mm 700



## Floor Cleaning Lance for gun M 22

### A - Patio cleaner L 38

Code	Pressure		Flow rate		Inlet	Weight Kg	Temperature	
	bar	psi	l/h	GPM			°C	°F
3.601.0151	200	1900	680	3	AR1	1,6	60	140

### B - S.S. extension

Code	Inlet	Outlet	Length	Weight
6.003.0104	M22x1,5 M	AR1	500 mm	350 g.




## More than 40 years of constructive experience...

Lavor offers a comprehensive range of pumps and motor pumps constructed and designed to meet any requirement of the market, providing a long-lasting and reliable solution to address cleaning needs...

### No compromises!

Lavor offering of pumps and motor pumps intentionally targets a clientèle seeking top quality and durability for this kind of products:

- 4-pole motors: They assure 1450 RPM speed, resulting in a decrease of pump and motor's operating temperatures, reduction in wear of consumables, lower oil deterioration inside the pump.



- Water cooled motors: Enhanced effectiveness and lower operating temperatures translate into compact sizes and high performance.

- Elastic coupling: it assures better alignment, dissipation of the heat from the motor rotor, lower stress on bearings, easy disassembly of the pump from the motor.


- Pump body in die cast aluminium: the casing design focuses on assuring stress is reduced to the minimum and operating temperatures are reduced, with the aim of guaranteeing unlimited service life.

- Forged brass pump head: improved mechanical strength, superior resistance to corrosion and oxidation phenomena.
- Nickel plated forged brass (CW5) pump head: the perfect surface finish, jointly with the properties of the plating, assure improved resistance to chemicals and lower chance of deterioration caused by cavitation phenomena.
- Double gasket seal system the choice of the "U" gasket profile represents the maximum quality standard, assuring lower wear due to friction.
- High temperature seals (CW5): They assure optimal durability up to 85° operation.
- Valves with stainless steel plate and spherical seal: high fluid dynamics performance.
- Ceramic pistons (according to the models): to assure longer service life of the pistons and guarantee lower wear of water seals and improved resistance to thermal shocks.
- Double housing connecting rods (CL5-CW 5): ease of maintenance.
- **"READY TO USE"** pumps (CL4): This range provides built-in by-pass valve, low pressure detergent injector, total stop actuation micro-switch, pressure regulation and pressure gauge, making installation easier and speeding up replacement and maintenance operations.





### Pumps and electropumps



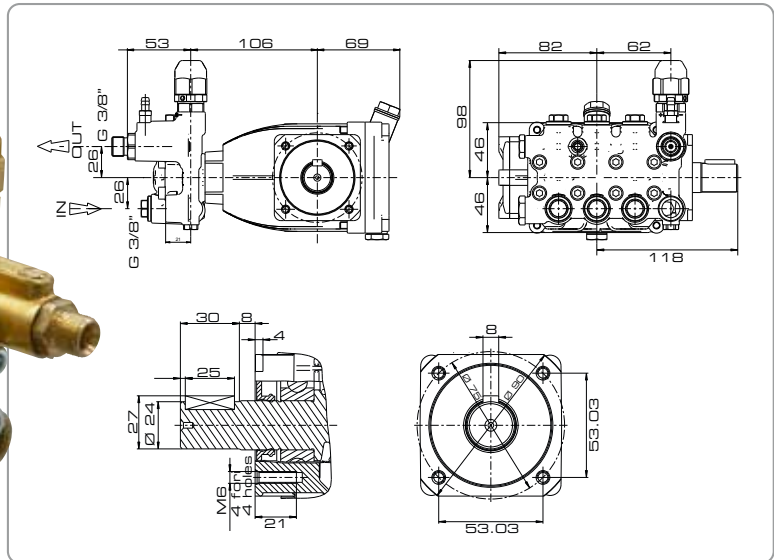
**CL5 21-200**

An in-depth and comparative study on each structural element:

- Low wear and tear ceramic pistons
- Low friction connecting rod, built in aluminium alloy; double body for easy disassembly
- Minimum charge on the cone-shaped bearings (through electronic calibration of the drive shaft rotation)
- Very low operating temperature, favored by the use of water cooled motor
- Top range up to 21 l/min.

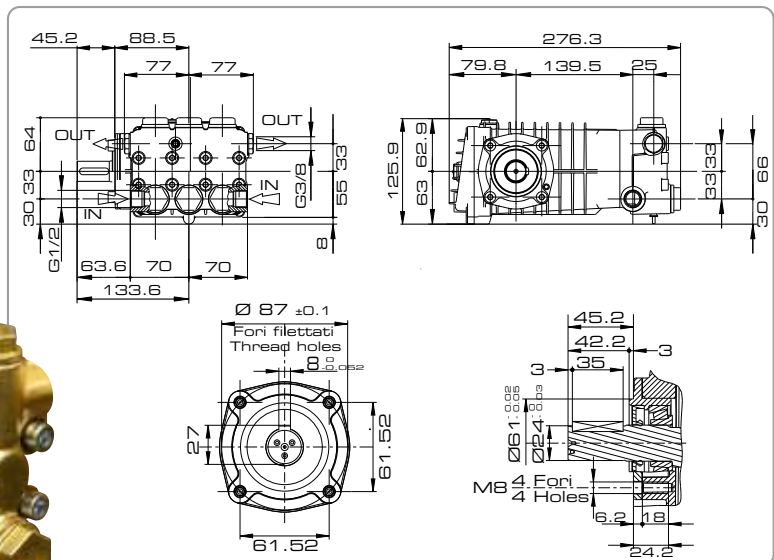
Model	Omnia 12	Omnia 15	CL4	CL5	CW5
Pump type	Axial	Axial	Linear	Linear	Linear
Head	Brass	Brass	Brass	Brass	Brass nickel plated
Pistons	Stainless steel	Ceramic coated	Ceramic coated-Ceramic	Ceramic	Ceramic
Pistons Ø	12 mm	15 mm	15 mm/18 mm	20 mm	20 mm
By-pass valve	Integrated	Integrated	Integrated	Separated	Separated
Pressure regulator	Integrated	Integrated	Integrated	On by-pass	On by-pass
Max operating pressure	140 bar	200 bar	200 bar	200 bar	200 bar
Max delivery rate	9 l/min	13 l/min	15 l/min	21 l/min	21 l/min
Motor	2 poles air cooled	2 poles air cooled	4 poles air cooled 4 poles H <sub>2</sub> O cooled	4 poles H <sub>2</sub> O cooled	4 poles H <sub>2</sub> O cooled
Total Stop	Available	Available	Available	Available	Available





- Pressure adjuster included

Model	Right shaft ver.	Left shaft ver.	RPM		Max. pressure			Flow rate				Requested power				Weight	
	Code	Code			bar	psi	MPa	l/m		GPM		HP		kW		kg	lbs
CL 44-15 9-200	5.702.0018	5.702.0019	1450	1750	200	2900	20	9	11	2.4	2.9	4,9	6	3,6	4,4	6,6	14,5
CL 44-15 11-200	5.702.0020	5.702.0021	1450	1750	200	2900	20	11	13	2.9	3.5	6	6,5	4,4	4,8	6,6	14,5
CL 44-18 15-200	5.703.0006	5.703.0007	1450	1750	200	2900	20	15	18	4	4.7	7,5	9,2	5,5	6,9	7	15,4

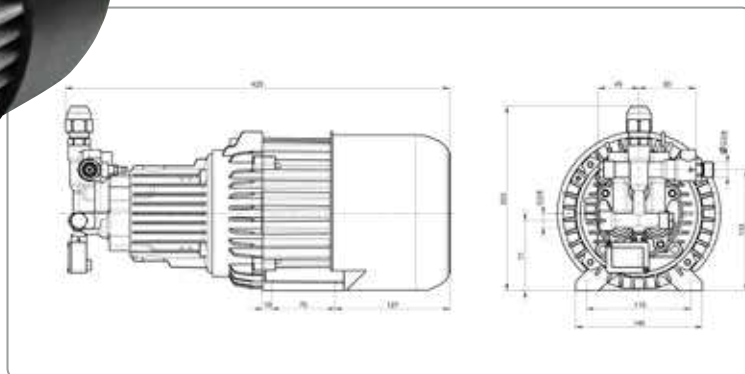


Model	Right shaft ver.	Left shaft ver.	RPM		Max. pressure			Flow rate				Requested power				Weight	
	Code	Code			bar	psi	MPa	l/m		GPM		HP		kW		kg	lbs
CL 54-20 11-200	6.605.0183	6.605.0184	1450	1750	200	2900	20	11	13	2.9	3.5	6	6,5	4,4	4,8	9,8	21,6
CL 54-20 15-200	6.605.0185	6.605.0186	1450	1750	200	2900	20	15	18	4	4.7	7,5	9,2	5,5	6,9	9,8	21,6
CL 54-20 21-200	6.605.0187	6.605.0188	1450	1750	200	2900	20	21	25	5.5	6.6	10,5	12,8	7,7	9,5	9,8	21,6



### MPBX2 series

(Omnia 1.5 Pump)

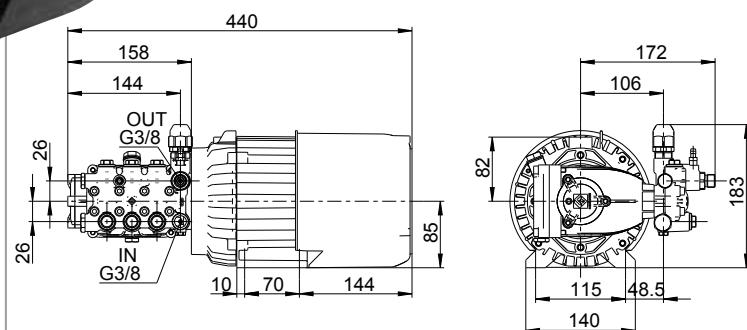


#### Equipped with:

- High-pressure motor pumps units
- Fixing bracket included

Model	Left shaft ver. Code	RPM	Max. pressure			Flow rate		Requested power kW	Power supply	Weight	
			bar	psi	MPa	l/m	GPM			kg	lbs
MPBX 2-15 11-120	8.680.0046	2800	120	1740	12	11	2.9	3	1Ph 230V~50Hz	20,5	45,2
MPBX 2-15 07-200	8.680.0049	2800	200	2900	20	7	1.8	3	1Ph 230V~50Hz	21	46,2
MPBX 2-15 13-180	on request	2800	180	2610	18	13	3.4	4	3Ph 400V~50Hz	21	46,2

### MP4 series




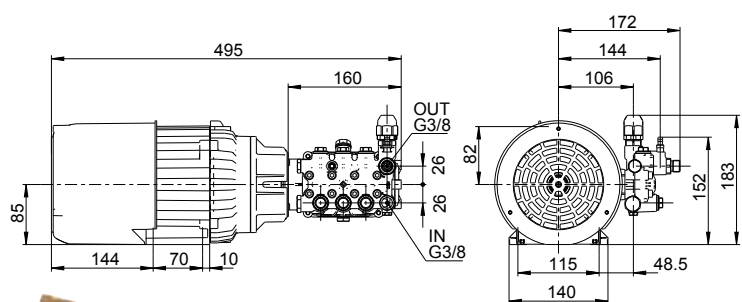

#### Equipped with:

- Pressure adjuster included

Model	Left shaft ver. Code	RPM	Max. pressure			Flow rate		Requested power kW	Power supply	Weight	
			bar	psi	MPa	l/m	GPM			kg	lbs
MP 34-15 11-120	8.680.0100	1450	120	1740	12	11	2,9	3	1Ph 230V~50Hz	22	49,2
MP 34-15 11-120	8.680.0101	1750	120	1740	12	11	2,9	3	1Ph 220V~60Hz	22	49,2
MP 34-15 11-150	8.680.0102	1450	150	2175	15	11	2,9	4	3Ph Y 400V~50Hz	22,5	49,6
MP 34-15 11-150	8.680.0103	1750	150	2175	15	11	2,9	4	3Ph Y 400V~60Hz	22,5	49,6



### MPJ4 series

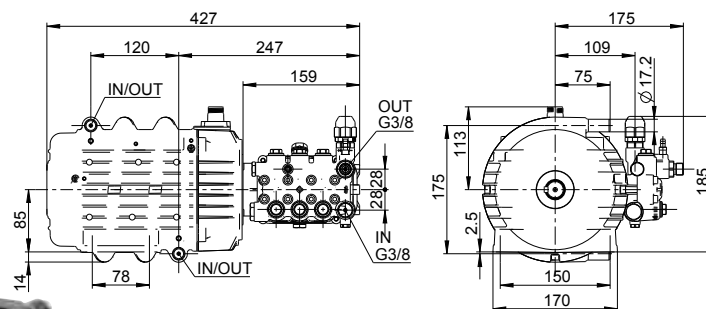


#### Equipped with:

- High-pressure pumps units with elastic coupling
- Pressure adjuster included

Model	Left shaft ver. Code	RPM	Max. pressure			Flow rate		Requested power kW	Power supply	Weight	
			bar	psi	MPa	l/m	GPM			kg	lbs
MPJ 34-15 11-120	8.680.0104	1450	120	1740	12	11	2,9	3	1Ph 230V~50Hz	22,5	49,6
MPJ 34-15 11-120	8.680.0105	1750	120	1740	12	11	2,9	3	1Ph 220V~60Hz	22,5	49,6
MPJ 34-15 15-150	8.680.0106	1450	150	2175	15	11	2,9	4	3Ph Y 400V~50Hz	23	50,6
MPJ 34-15 15-150	8.680.0107	1750	150	2175	15	11	2,9	4	3Ph Y 400V~60Hz	23	50,6

### MPW4 series

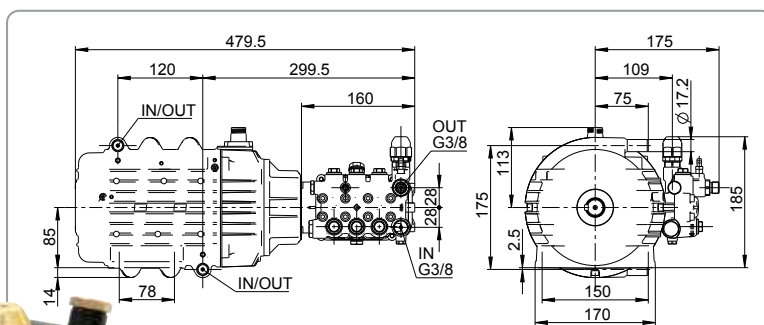



#### Equipped with:

- Fixing bracket included
- Pressure adjuster included

Model	Left shaft ver. Code	RPM	Max. pressure			Flow rate		Requested power kW	Power supply	Weight	
			bar	psi	MPa	l/m	GPM			kg	lbs
MPW 34-18 15-150	8.680.0108	1450	150	2175	15	15	4	5	3Ph Y 400V~50Hz	28,8	63,5
MPW 34-18 15-200	8.680.0109	1450	200	2900	20	15	4	7	3Ph Y 400V~50Hz	30,8	67,9
MPW 34-15 13-200	8.680.0110	1750	200	2900	20	13	3,4	8,4	3Ph Y 400V~60Hz	28,5	62,8

### MPWJ4 series



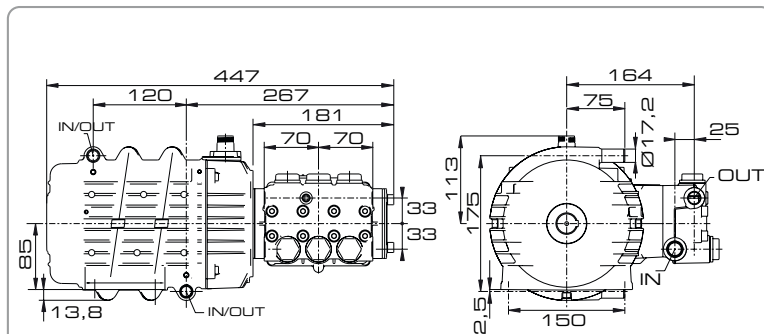

Elastic coupling

#### Equipped with:

- High-pressure pumps units with elastic coupling
- Fixing bracket included
- Pressure adjuster included

Model	Left shaft ver. Code	RPM	Max. pressure			Flow rate		Requested power kW	Power supply	Weight	
			bar	psi	MPa	l/m	GPM			kg	lbs
MPWJ 34-18 15-150	8.680.0111	1450	150	2175	15	15	4	5	3Ph Y 400V~50Hz	29,3	64,6
MPWJ 34-18 15-200	8.680.0112	1450	200	2900	20	15	4	7	3Ph Y 400V~50Hz	31,3	69
MPWJ 34-15 13-200	8.680.0113	1750	200	2900	20	13	3,4	8,4	3Ph Y 400V~60Hz	29	63,9

### MPW5 series


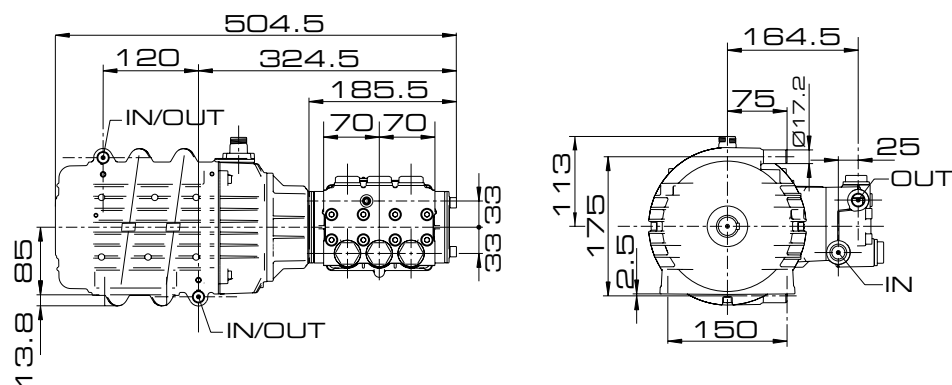


#### Equipped with:

- Fixing bracket included

Model	Left shaft ver. Code	RPM	Max. pressure			Flow rate		Requested power kW	Power supply	Weight	
			bar	psi	MPa	l/m	GPM			kg	lbs
MPW 54-20 15-150	8.680.0022	1450	150	2175	15	15	4	5	3Ph Y 400V~50Hz	32	70,5
MPW 54-20 15-200	8.680.0023	1450	200	2900	20	15	4	7	3Ph Y 400V~50Hz	34	74,9

### MPWJ5 series



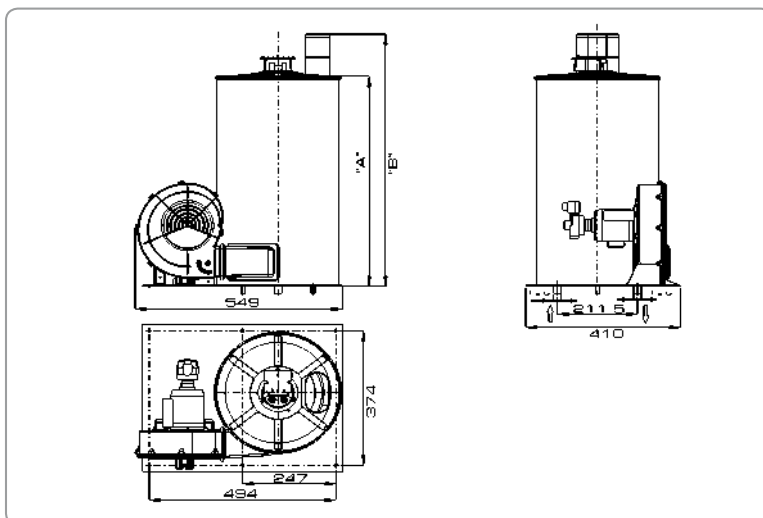
#### Equipped with:

- High-pressure pumps units with elastic coupling
- Fixing bracket included

Model	Left shaft ver. Code	RPM	Max. pressure			Flow rate		Requested power kW	Power supply	Weight	
			bar	psi	MPa	l/m	GPM			kg	lbs
MPWJ 54-20 15-150	8.680.0028	1450	150	2175	15	15	4	5	3Ph Y 400V~50Hz	32,5	71,6
MPWJ 54-20 15-200	8.680.0029	1450	200	2900	20	15	4	7	3Ph Y 400V~50Hz	34,5	76
MPWJ 54-20 21-200	8.680.0030	1450	200	2900	20	21	5,5	9,4	3Ph Y 400V~50Hz	37,5	82,6



## High 08/Low 08 series



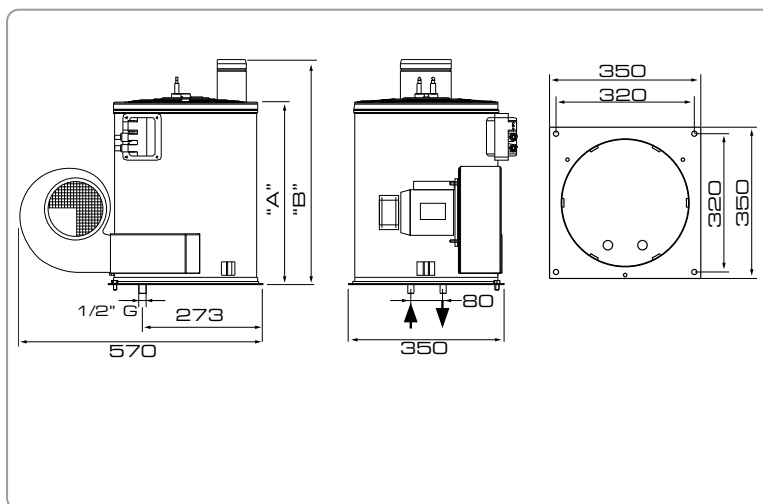
(\*) Available in various voltages

### Equipped with:

- Complete boilers for high-pressure cleaners

Model	Code	Max. pressure			Flow rate		Requested power	Power supply (*)	Thermal power	Coil lenght	Dimension		Weight	
		bar	psi	MPa	l/m	GPM							kg	lbs
Low 08	8.690.0069	200	2900	20	15	3.96	300	230V ~ 50Hz	49.000 Kcal/h	28 m	471 mm (A) - 587 mm (B)		50	110,2
High 08	8.690.0070	200	2900	20	21	5.55	300	230V ~ 50Hz	73.500 Kcal/h	34 m	586 mm (A) - 702 mm (B)		62,4	137,5

## Top/High/Low series



(\*) Available in various voltages

### Equipped with:

- Complete boilers for high-pressure cleaners

Model	Code	Max. pressure			Flow rate		Requested power	Power supply (*)	Thermal power	Coil lenght	Dimension		Weight	
		bar	psi	MPa	l/m	GPM							kg	lbs
Top	8.690.0010	200	2900	20	12	3.17	300	230V ~ 50Hz	49000 Kcal/h	20 m	405 mm (A) - 510 mm (B)		38	85,9
Low	8.690.0001	200	2900	20	15	3.96	300	230V ~ 50Hz	63000 Kcal/h	29,5 m	465 mm (A) - 565 mm (B)		48,5	106,8
High	8.690.0002	200	2900	20	21	5.55	300	230V ~ 50Hz	63000 Kcal/h	36,5 m	600 mm (A) - 690 mm (B)		54	120

### **Power, air suction, depression: which technical data is most important?**


The right technical data of a vacuum cleaner is the vacuum efficiency, that is the mix of different values, i.e. air suction, motor power and depression. Air suction is the vacuumed air volume, commonly expressed in litres per seconds (l/sec) and it is the result of the average air speed multiplied by hose diameter. The depression is the vacuum power (it can be defined as the vacuum power to collect dirt) and it is commonly expressed in kPA or in mbar. It is an inverse relation to air suction: the narrower the flex diameter, the least vacuumed air volume but the best strength to pick up dirt.

### **Power motor is expressed in Watt and it is not proportional to vacuum efficiency!**

If the vacuum cleaner is not well-done, it wastes a lot of electric power without having the best performances possible. Summing up, the vacuum cleaner efficiency is a relationship between air suction (resulting in multiplication of pressure and air suction) and motor power. All our vacuum cleaners have a top efficiency and are manufactured considering essence and user's benefit.

### **Fixed or tilting trolley, which one to choose?**

The choice of the trolley must be made considering the type of use needed. Generally, tilting trolley is much more useful to collect dust and solids, because the tilting tank make it easier



the emptying or pouring. The fixed trolley is better for liquids vacuuming, because it is equipped with drain hose system, emptying is fast and step by step, avoiding the effort of lifting the tank.

### **What kind of tank material is to be preferred?**

Our vacuum cleaner range includes plastic tanks (polypropylene or PP) or stainless steel tanks. The PP tank is flexible, shock proof and resistant to chemical products. It is recommended for frequent moving uses or vacuuming of particularly aggressive chemicals (for example in combination with a single disc machine). The stainless steel tank is more rigid, steadier, resistant to mechanical abrasion and it is aesthetically agreeable. It is recommended for static use, with abrasive materials or in a public place.



### **Number of motors:**

It explains how

many motors there are in the vacuum cleaner. Ignition is independent in order to increase progressively the performances. The working system (whenever it is more than one) is in parallel, so the air suction increases and the depressure is steady whenever the motors are progressively switched on.



### **Anti electrostatic current device**

Dust rubbing at high speed against vacuum cleaner walls creates a magnetic field that neutralizes on the user with small and annoying discharges also through plastic material. This certified system removes this phenomenon on the machine, granting best comfort and safety for the user.



### **Paper collector filter**

Allows filtering and collection (with a valve) of rough dirt without dirty the tank whenever it is time to replace it. It is useful for dry waste, also in combination of other thinner filters.



### **Cloth filter**

The cloth consistency and its shape allow a simple cleaning phase and the re-usage of the filter. It can be used only for vacuuming dry waste; if combined with nylon filter it is possible to work for a longer period of time.



### **Cartridge filter**

The continuous folders arranged in circle allow a higher filtering surface in a smaller area. More cleaning autonomy with a thin filtering action. It can be used only for vacuuming dry waste and it is re-usable.



### **HEPA filter**

High Efficiency Particulate Arrestance. Hepa filter is 99,97% efficient until 0,3 micron impurities.



### **Multipurpose washable filter**

It combines all the advantages of the cartridge filter but with the plus that it can vacuum both dry and wet at the same time. It can be washed with tap water.



### **Filter shaker**

It clears filter from dust without touching it or opening the vacuum cleaner; the vacuum efficiency is kept at max.



### **Foam system:**

the machine is equipped with connection for compressed air and pressure gauge for foam cleaning. Using the lance with the hose a thick foam can be produced that will stay on the dirty components, giving more effectiveness to the detergent.



### **M Class certificate for vacuum cleaner**

It is the ability of the vacuum cleaner to keep (through the filtering system and the manufacturing specifications of the vacuum cleaner) the 99,9% of all vacuumed dust with OEL (Occupational Exposure Limit) higher than a 0,1 mg/m<sup>3</sup>. Some example of the dusts that can be kept with these vacuum cleaners are working residuals of: wood, copper, insecticide and pesticide, manganese (tools of the earth-moving equipments), platinum, nickel etc.



### Nomenclature

## Windy 365 IF

Number of motors

Tank capacity (litres)

F = Fixed

R = Tilting

P = Plastic

I = Stainless steel



Code	Model	Page	Voltage	Motor power	Column depression	Air suction	Tank capacity	Noise level	Packaging L x l x H	Packaging weight	Packaging weight	Pieces for pallet
			V - Hz	W/W max	kPa/mmH <sub>2</sub> O	l/s	l	dB (A)	cm	kg	lbs	N°
8.246.0001	SILENT	82	230V - 50Hz	800/900	24/2400	44 l/s	12 l	72 dB (A)	39x39x42	7,4	16	30
8.246.0007	SILENT FR	83	230V - 50Hz	800/900	24/2400	44 l/s	12 l	72 dB (A)	39x39x42	7,4	16	30
8.214.0601	WHISPER	84	230V - 50Hz	800/900	24/2400	44 l/s	15 l	72 dB (A)	49x39x42	9,5	20	20
0.052.0019	PRO WORKER	86	220/240V - 50/60Hz	1200/1400	24/2400	70 l/s	30 l	75 dB (A)	51x36x56	11	24	16
8.249.0001	WINDY 120 IF	87	230V - 50Hz	1200/1400	24/2400	65 l/s	20 l	79 dB (A)	38x37x62	10	22	18
8.250.0001	WINDY 130 IF	88	230V - 50Hz	1200/1400	24/2400	65 l/s	30 l	79 dB (A)	38x37x70	11	24	18
8.263.0002	WINDY 165 PF	89	230V - 50Hz	1200/1400	24/2400	65 l/s	65 l	79 dB (A)	75x60x103	30,5	67	4
8.263.0001	WINDY 165 IF	90	230V - 50Hz	1200/1400	24/2400	65 l/s	65 l	79 dB (A)	75x60x103	30,5	67	4
8.239.0008	WINDY 265 PF	91	230V - 50Hz	2000/2400	22/2200	130 l/s	65 l	79 dB (A)	60x48x87	18,8	41	8
8.239.0001	WINDY 265 IF	92	230V - 50Hz	2000/2400	22/2200	130 l/s	65 l	79 dB (A)	60x48x87	19,8	44	8
8.240.0001	WINDY 365 IR	93	230V - 50Hz	3000/3600	22/2200	195 l/s	65 l	79 dB (A)	65x55x104	25,5	56	4
8.247.0002	WINDY 278 PF	94	230V - 50Hz	2000/2400	22/2200	130 l/s	78 l	79 dB (A)	75x60x103	29,6	65	4
8.247.0001	WINDY 278 IF	95	230V - 50Hz	2000/2400	22/2200	130 l/s	78 l	79 dB (A)	75x60x103	29,6	65	4
8.256.0002	WINDY 378 PF	96	230V - 50Hz	3000/3600	22/2200	195 l/s	78 l	79 dB (A)	75x60x103	30,5	67	4



Windy 378 IR

Zeus IF

Domus/Taurus PR

Domus IF

Domus/Taurus IR

GBP 20

Jupiter

Apollo IF

Solaris IF

Costellation IR

Windy IE Foam

Code	Model	Page	Voltage	Motor power	Column depression	Air suction	Tank capacity	Noise level	Packaging L x l x H	Packaging weight	Packaging weight	Pieces for pallet
			V - Hz	W/W max	kPa/mmH <sub>2</sub> O	l/s	l	dB (A)	cm	kg	lbs	N°
8.248.0001	WINDY 378 IR	97	230V - 50Hz	3000/3600	22/2200	195 l/s	78 l	79 dB (A)	75x60x103	30,5	67	4
8.215.0501	ZEUS IF	99	230V - 50Hz	1200/1400	24/2400	53 l/s	50 l	71 dB (A)	64x54x92	21,5	47	4
8.213.0509	DOMUS PR	100	230V - 50Hz	2000/2400	24/2400	108 l/s	78 l	74 dB (A)	75x60x103	30,5	67	4
8.216.0502	DOMUS IF	101	230V - 50Hz	2000/2400	24/2400	108 l/s	78 l	74 dB (A)	75x60x103	30,5	67	4
8.213.0501	DOMUS IR	102	230V - 50Hz	2000/2400	24/2400	108 l/s	78 l	74 dB (A)	75x60x103	33,5	74	4
8.212.0508	TAURUS PR	103	230V - 50Hz	3000/3600	24/2400	162 l/s	77 l	76 dB (A)	75x60x103	32,5	71	4
8.212.0501	TAURUS IR	104	230V - 50Hz	3000/3600	24/2400	162 l/s	78 l	76 dB (A)	75x60x103	34,5	76	4
8.212.0523	TAURUS IR 2 Way	105	230V - 50Hz	3000/3600	24/2400	162 l/s	78 l	76 dB (A)	75x60x103	32	70	4
8.204.0066	GBP 20 Pro	107	230V - 50Hz	1200/1400	27/2700	70 l/s	20 l	75 dB (A)	40x39x64	9,5	20,9	18
0.065.0001	JUPITER	108	230V - 50Hz	1100	23/2300	50 l/s	6,5 l	70 dB (A)	55x35x64	14	31	12
8.220.0501	APOLLO IF	109	230V - 50Hz	1200/1400	24/2400	53 l/s	50 l	71 dB (A)	64x54x92	24	53	4
8.221.0508	SOLARIS IF	110	230V - 50Hz	2200/2400	24/2400	108 l/s	78 l	74 dB (A)	75x60x103	37	82	4
8.221.0501	COSTELLATION IR	111	230V - 50Hz	2200/2400	24/2400	108 l/s	78 l	74 dB (A)	75x60x103	37	82	4
8.239.0017	WINDY IE Foam	112	230V - 50Hz	2000/2400	22/2200	130 l/s	65 l	79 dB (A)	65x55x104	26,5	58,5	4

### Silent

**LONG LIFE  
MOTOR**



#### Standard equipment:

- 5.209.0210 Hose 2 m



- 6.205.0187



- 3.754.0005



- 3.754.0015



- 3.754.0281



- 3.754.0004



- 3.752.0115



- 5.209.0207  
Cloth filter



- Power cable 7,5 m

**Professional ultra silent vacuum cleaners Lavor were conceived to meet the needs of floor care sector.**

#### Equipped with:

- Silenced single stage motor (high efficiency).
- Integrated accessory holder.
- Shock and overturn proof design.
- 12 litre plastic tank (PP)
- Cloth filter
- Rotating ON/OFF switch
- Paper collector filter.
- Accessories Ø 35

#### Optional:

- code. 5.212.0023 Paper collector filter set (10 pcs)
- code. 5.212.0149 Microfiber collector filter set (10 pcs)
- code. 6.205.0199 Microfiber collector filter set (300 pcs)
- code. 6.205.0200 Microfiber collector filter set (550 pcs)
- code. 3.754.0081 Brush carpet Turbo brush Type 2
- code. 5.212.0163 HEPA filter



Watch the video on youtube:  
[www.youtube.com/lavorpro](http://www.youtube.com/lavorpro)

	Silent
code	8.246.0001
voltage	230-240V ~ 50-60Hz
n°motors - power	1 - 800 W
column depression	24 kPa/2400 mmH <sub>2</sub> O
air suction	44 l/s
total volume	12 l.
dimension/weight	39x39x42 cm/6,8 kg



## Silent FR

**LONG LIFE  
MOTOR**




### Standard equipment:

- 5.209.0220  
Hose 2 m ø32



- 3.753.0138



- 3.754.0269



- 3.754.0270



- 3.754.0267



- 3.754.0268



- 3.752.0279  
Microfiber



- 5.212.0163  
HEPA



- High visibility safety power cable 12 m

### Optional:

- code. 5.212.0023 Paper collector filter set (10 pcs)
- code. 5.212.0149 Microfiber collector filter set (10 pcs)
- code. 3.754.0081 Brush carpet Turbo brush Type 2
- code. 6.205.0199 Microfiber collector filter set (300 pcs)
- code. 6.205.0200 Microfiber collector filter set (550 pcs)



Watch the video on youtube:  
[www.youtube.com/lavorpro](http://www.youtube.com/lavorpro)

**Professional ultra silent vacuum cleaners LAVOR were conceived to meet the needs of floor care sector.**

### Equipped with:

- Silenced single stage motor (high efficiency).
- Integrated accessory holder.
- Shock and overturn proof design.
- 12 litre plastic tank (PP)
- HEPA filter
- Rotating ON/OFF switch
- Microfiber collector filter HEPA flow
- High visibility safety power cable 12 m.
- Accessories Ø 32

	Silent FR
code	8.246.0007
voltage	220-240V ~ 50-60Hz
n°motors - power	1 - 800 W
column depression	24 kPa/2400 mmH <sub>2</sub> O
air suction	44 l/s
total volume	12 l.
dimension/weight	39x39x42 cm/6,8 kg

### Whisper



**NEW**

**LONG LIFE  
MOTOR**



#### Standard equipment:

- 5.209.0077 Hose 2,5 m



- 6.205.0187



- 3.754.0005



- 3.754.0015



- 3.754.0281




- 3.754.0004



- 3.752.0115



- 3.752.0093  
Cartridge filter



- Power cable 10 m

#### Optional:

- code. 3.752.0092 HEPA filter
- code. 5.212.0023 Paper collector filter set (10 pcs)
- code. 3.754.0081 Brush carpet Turbo brush Type 2
- code. 5.212.0149 Microfiber collector filter set (10 pcs)

#### Equipped with:

- Ultra silenced single stage motor (high efficiency).
- Paper and cartridge filter.
- Full collector filter indicator.
- Exhaust air filter. Integrated accessory holder.
- Shock & overturn proof design.
- Traceless wheels.
- Accessories Ø 35

	Whisper
code	8.214.0601
voltage	230-240V ~ 50-60Hz
n°motors - power	1 - 800 W
column depression	24 kPa/2400 mmH <sub>2</sub> O
air suction	44 l/s
total volume	15 l.
dimension/weight	47x34x36 cm / 8,5 kg

## New commercial wet & dry range of vacuum cleaners



**PROWORKER** is the NEW LAVOR wet and dry vacuum cleaner with power tool socket, automatic filter shaker and blowing system, ideal for challenging and heavy applications with required suction directly from the tool. The constant use of PROWORKER helps the maintenance of a healthy and clean working environment.

Essential to comply with the directives on hazardous dust extraction/emission, it offers a multilevel filtering system made of M/E10 suction filter with NANO TECH coating, microfiber collector filter, and M/E10 output air filter which classify it as a **CLASS M** Certified vacuum cleaner.

**WINDY range** is the commercial vacuum cleaners line suitable for wet and dry applications: three models equipped with 1 up to 3 professional single stage motor (from 1,2 up to 3,6 kW), stainless steel or anti shock plastic tank, tilting or fixed tank: WINDY are mainly designed for daily light industrial use and are perfectly suited to the most common demand of cleaning contractors, garages, workshops etc...

**They are equipped with the new manual RF (reverse flow) filter cleaning system, granting high cleaning efficiency and longer lifespan of the motors.**

Practical in every situation, the new WINDY range offers accessories holder, cable holder and a new rotating ON/OFF switch, simple and resistant to daily use.

Equipped with professional accessories and professional filter, WINDY is the answer to your requests!





## PRO Worker EM

**Wet & Dry vacuum cleaner with power tool socket  
with remote control and automatic filter shaker**



**AUTOMATIC ON/OFF**



**MAX 2200 W**

**Standard equipment:**



- 0.952.0058
- + 3.753.0003



- 6.205.0109



- 3.754.0168



• 3 754 0169



• 3.754.0170



- 3.754.0005



- 4.208.0063



• 0.952.0054  
M/E 10 filter



- 2x 3.752.0292 Microfiber



- 0.952.0055



• 0.952.0056  
M/E 10 filter



- 0.952.0057



- 7.5 m neoprene power cable

### Optional:

- code. 5.212.0165 Microfiber collector filter set (5 pcs)



Watch the video on youtube:  
[www.youtube.com/lavorpro](http://www.youtube.com/lavorpro)

### Equipped with:

- 1 by pass high efficiency motors
- Suction system with by-pass cooling
- Power tool socket (max 2200 W)
- Automatic ON/OFF filter shaker
- Shock proof tank (PP)
- Liquid float valve
- Dirty filter indicator
- Rotary switch
- M/E10 filter
- Microfiber collector filter
- M/E10 suction filter with NANO TECH coating
- Extension steel pipe
- Multidiameter tool adapter
- Flex hose elastic fastening
- Accessories Ø35.



	PRO Worker EM
code	0.052.0019
voltage	220-240V ~ 50-60Hz
n°motors - power	1 - 1400 W
column depression	24 kPa/2400 mmH <sub>2</sub> O
air suction	70 l/s
volume	30 l.
dimension/weight	51x36x56 cm/11 kg

## Windy 120 IF



## Standard equipment:

- 5.209.0077 Hose 2,5 m



- 6.205.0109



- 3.754.0005




- 3.754.0015



- 3.754.0004



- 3.754.0168



- 3.754.0169



- 3.754.0170



- 5.209.0009  
Cloth filter



- 3.752.0175



- 3.752.0114



- Power cable 7,5 m

## Optional:

- code. 5.212.0022 Paper collector filter set - 10 pcs
- code. 5.212.0043 Cloth filter
- code. 3.754.0205 Brush floor/carpet with wheels
- code. 3.754.0081 Brush carpet Turbo brush Type 2
- code. 5.212.0157 Cartridge filter
- code. 5.212.0158 HEPA filter
- code. 5.212.0155 Washable filter

## Equipped with:

- High efficiency by pass motor.
- Suction system with by-pass cooling.
- S. S. tank.
- Shock proof trolley.
- Liquid float valve.
- Cloth filter.
- 7,5 m power cable.
- Accessories Ø 35.
- Handy accessory holder.

	Windy 120 IF
code	8.249.0001
voltage	220-240V ~ 50-60Hz
n°motors - power (max)	1 - 1200 (1400) W
column depression	24 kPa/2400 mmH <sub>2</sub> O
air suction	65 l/s
total volume/dust/liquid	20 l./14 l./16 l.
dimension/weight	35x35x66 cm/8 Kg

### Windy 130 IF



#### Equipped with:

- High efficiency by pass motor.
- Suction system with by-pass cooling.
- S. S. tank.
- Shock proof trolley.
- Liquid float valve.
- Washable filter.
- 7,5 m power cable.
- Accessories Ø 35.
- Handy accessory holder.

#### Standard equipment:

- 5.209.0077 Hose 2,5 m



- 6.205.0109



- 3.754.0005



- 3.754.0015



- 3.754.0004



- 3.754.0168



- 3.754.0169



- 3.754.0170



- 5.212.0155

Washable filter



- 3.752.0175



- 3.752.0114



- Power cable 7,5 m

#### Optional:

- code. 5.212.0022 Paper collector filter set - 10 pcs
- code. 5.212.0043 Cloth filter
- code. 3.754.0205 Brush floor/carpet with wheels
- code. 3.754.0081 Brush carpet Turbo brush Type 2
- code. 5.212.0157 Cartridge filter
- code. 5.212.0158 HEPA filter

#### Windy 130 IF

code	8.250.0001
voltage	220-240V ~ 50-60Hz
n°motors - power (max)	1 - 1200 (1400) W
column depression	24 kPa/2400 mmH <sub>2</sub> O
air suction	65 l/s
total volume/dust/liquid	30 l./15 l./17 l.
dimension/weight	37x37x71 cm/8,5 Kg



## Windy 165 PF



**NEW**



### Equipped with:

- High efficiency by pass motor.
- Suction system with by-pass cooling.
- Plastic tank (PP).
- Professional closing hooks.
- Shock proof trolley.
- Liquid float valve.
- Cloth filter.
- 7,5 m power cable.
- Easy standing head (during filter cleaning).
- Traceless wheels.
- Accessories Ø 40.

### Standard equipment:

- 5.209.0021 Hose 2,5 m



- 6.205.0126



- 3.754.0048



- 3.754.0049



- 3.754.0185



- 3.754.0169




- 3.754.0170



- 3.752.0175



- 6.205.0151  
Cloth filter



- Power cable 10 m

### Optional:

- code. 5.212.0022 Paper collector filter set (10 pcs)
- code. 5.212.0094 Nylon filter
- code. 5.212.0157 Cartridge filter
- code. 5.212.0158 HEPA filter
- code. 5.212.0155 Washable filter

	Windy 165 PF
code	8.263.0002
voltage	220-240V ~ 50-60Hz
n°motors - power (max)	1 - 1200 (1400) W
column depression	24 kPa/2400 mmH <sub>2</sub> O
air suction	65 l/s
total volume/dust/liquid	65 l./30 l./40 l.
dimension/weight	44x46x96 cm/11 kg

### Windy 165 IF



**NEW**



#### Equipped with:

- High efficiency by pass motor.
- Suction system with by-pass cooling.
- S. S. tank.
- Professional closing hooks.
- Shock proof trolley.
- Liquid float valve.
- Cloth filter.
- 7,5 m power cable.
- Easy standing head (during filter cleaning).
- Traceless wheels.
- Accessories Ø 40.

#### Standard equipment:

- 5.209.0021 Hose 2,5 m



- 6.205.0126



- 3.754.0048



- 3.754.0049



- 3.754.0185



- 3.754.0169



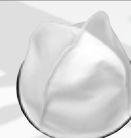
- 3.754.0170



- 3.752.0175



- 6.205.0151  
Cloth filter



- Power cable 7,5 m

#### Optional:

- code. 5.212.0022 Paper collector filter set (10 pcs)
- code. 5.212.0094 Nylon filter
- code. 5.212.0157 Cartridge filter
- code. 5.212.0158 HEPA filter
- code. 5.212.0155 Washable filter

	Windy 165 IF
code	8.263.0001
voltage	220-240V ~ 50-60Hz
n°motors - power (max)	1 - 1200 (1400) W
column depression	24 kPa/2400 mmH <sub>2</sub> O
air suction	65 l/s
total volume/dust/liquid	65 l./30 l./40 l.
dimension/weight	44x46x96 cm/12,5 kg

## Windy 265 PF



## Equipped with:

- 2 high efficiency by pass motors.
- Suction system with by-pass cooling.
- Filter cleaning system.
- Plastic tank (PP).
- Shock proof trolley.
- Liquid float valve.
- Cloth filter.
- 7,5 m power cable.
- Traceless wheels.
- Accessories Ø 40.
- Handy accessory holder.

## Standard equipment:

- 5.209.0021 Hose 2,5 m



- 6.205.0126



- 3.754.0048



- 3.754.0049



- 3.754.0083



- 3.754.0084



- 3.754.0085



- 6.205.0151  
Cloth filter



- Power cable 7,5 m

## Optional:

- code. 5.212.0022 Paper collector filter set - 10 pcs
- code. 5.209.0177 Cloth filter for fine dust
- code. 5.212.0093 Nylon filter



Watch the video on youtube:  
[www.youtube.com/lavorpro](http://www.youtube.com/lavorpro)

	Windy 265 PF
code	8.239.0008
voltage	220-240V ~ 50-60Hz
n°motors - power (max)	2 - 2000 (2400) W
column depression	22 kPa/2200 mmH <sub>2</sub> O
air suction	130 l/s
total volume/dust/liquid	65 l./30 l./40 l.
dimension/weight	44x46x96 cm/13 kg



### Windy 265 IF



#### Equipped with:

- 2 high efficiency by pass motors.
- Suction system with by-pass cooling.
- Filter cleaning system.
- S. S. tank.
- Static electric shock inhibitor.
- Shock proof trolley.
- Liquid float valve.
- Cloth filter.
- 7,5 m power cable.
- Traceless wheels.
- Accessories Ø 40.
- Handy accessory holder.

#### Standard equipment:

- 5.209.0021 Hose 2,5 m



- 6.205.0126



- 3.754.0048



- 3.754.0049



- 3.754.0083



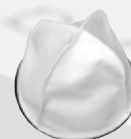
- 3.754.0084



- 3.754.0085



- 6.205.0151  
Cloth filter



- Power cable 7,5 m

#### Optional:

- code. 5.212.0022 Paper collector filter set - 10 pcs
- code. 5.209.0177 Cloth filter for fine dust
- code. 5.212.0093 Nylon filter



Watch the video on youtube:  
[www.youtube.com/lavorpro](http://www.youtube.com/lavorpro)

	Windy 265 IF
code	8.239.0001
voltage	220-240V ~ 50-60Hz
n°motors - power (max)	2 - 2000 (2400) W
column depression	22 kPa/2200 mmH <sub>2</sub> O
air suction	130 l/s
total volume/dust/liquid	65 l./30 l./40 l.
dimension/weight	44x46x96 cm/14,5 kg

## Windy 365 IR



## Standard equipment:

- 5.209.0021 Hose 2,5 m



- 6.205.0126



- 3.754.0048



- 3.754.0049



- 3.754.0083



- 3.754.0084



- 3.754.0085



- 6.205.0151  
Cloth filter



- Power cable 7,5 m

## Equipped with:

- 3 high efficiency by pass motors.
- Suction system with by-pass cooling.
- Filter cleaning system.
- S. S. tank.
- Static electric shock inhibitor.
- Tilting tank.
- Fully removable tank.
- Shock proof trolley.
- Liquid float valve.
- Cloth filter.
- 7,5 m power cable.
- Traceless wheels.
- Accessories Ø 40.
- Handy accessory holder.

## Optional:

- code. 5.212.0022 Paper collector filter set - 10 pcs
- code. 5.209.0177 Cloth filter for fine dust
- code. 5.212.0093 Nylon filter



Watch the video on youtube:  
[www.youtube.com/lavorpro](http://www.youtube.com/lavorpro)

	Windy 365 IR
code	8.240.0001
voltage	220-240V ~ 50-60Hz
n°motors - power (max)	3 - 3000 (3600) W
column depression	22 kPa/2200 mmH <sub>2</sub> O
air suction	195 l/s
total volume/dust/liquid	65 l./30 l./40 l.
dimension/weight	62x51x100 cm/20 kg

### Windy 278 PF



#### Equipped with:

- 2 high efficiency by pass motors.
- Suction system with by-pass cooling.
- Filter cleaning system.
- Plastic tank (PP).
- Shock proof trolley.
- Liquid float valve.
- Drain hose system.
- Static electric shock inhibitor.
- 7,5 m power cable.
- Traceless wheels.
- Accessories Ø 40.
- Handy accessory holder.

#### Standard equipment:

- 5.209.0021 Hose 2,5 m



- 6.205.0126



- 3.754.0048



- 3.754.0049



- 3.754.0083



- 3.754.0084



- 3.754.0085



- 5.509.2176  
Cloth filter



- Power cable 7,5 m

#### Optional:

- code. 5.212.0022 Paper collector filter set - 10 pcs
- code. 5.509.1405 Cloth filter for fine dust
- code. 5.212.0093 Nylon filter
- code. 5.212.0021 Washable filter
- code. 5.212.0034 Hepa filter



Watch the video on youtube:  
[www.youtube.com/lavorpro](http://www.youtube.com/lavorpro)

	Windy 278 PF
code	8.247.0002
voltage	220-240V ~ 50-60Hz
n°motors - power (max)	2 - 2000 (2400) W High efficiency motor.
column depression	22 kPa/2200 mmH <sub>2</sub> O
air suction	130 l/s
total volume/dust/liquid	78 l./35 l./48 l.
dimension/weight	62x51x96 cm/21,5 kg



## Windy 278 IF



### Standard equipment:

- 5.209.0021 Hose 2,5 m



- 6.205.0126



- 3.754.0048



- 3.754.0049



- 3.754.0083



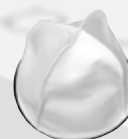
- 3.754.0084



- 3.754.0085



- 5.509.2176  
Cloth filter



- Power cable 7,5 m

### Equipped with:

- 2 high efficiency by pass motors.
- Suction system with by-pass cooling.
- Filter cleaning system.
- S. S. tank.
- Static electric shock inhibitor.
- Shock proof trolley.
- Liquid float valve.
- Cloth filter.
- Drain hose system.
- 7,5 m power cable.
- Traceless wheels.
- Accessories Ø 40.
- Handy accessory holder.

### Optional:

- code. 5.212.0022 Paper collector filter set - 10 pcs
- code. 5.509.1405 Cloth filter for fine dust
- code. 5.212.0093 Nylon filter
- code. 5.212.0021 Washable filter
- code. 5.212.0034 Hepa filter



Watch the video on youtube:  
[www.youtube.com/lavorpro](http://www.youtube.com/lavorpro)

	Windy 278 IF
code	8.247.0001
voltage	220-240V ~ 50-60Hz
n°motors - power (max)	2 - 2000 (2400) W High efficiency motor.
column depression	22 kPa/2200 mmH <sub>2</sub> O
air suction	130 l/s
total volume/dust/liquid	78 l./35 l./48 l.
dimension/weight	62x51x96 cm/23 kg

### Windy 378 PF



#### Standard equipment:

- 5.209.0021 Hose 2,5 m



- 6.205.0126



- 3.754.0048



- 3.754.0049



- 3.754.0083



400 mm

- 3.754.0084



- 3.754.0085



- 5.509.2176 Cloth filter



- Power cable 7,5 m

#### Optional:

- code. 5.212.0022 Paper collector filter set - 10 pcs
- code. 5.509.1405 Cloth filter for fine dust
- code. 5.212.0093 Nylon filter
- code. 5.212.0021 Washable filter
- code. 5.212.0034 Hepa filter



Watch the video on youtube:  
[www.youtube.com/lavorpro](http://www.youtube.com/lavorpro)

#### Equipped with:

- 3 high efficiency by pass motors.
- Suction system with by-pass cooling.
- Filter cleaning system.
- Plastic tank (PP).
- Shock proof trolley.
- Liquid float valve.
- Static electric shock inhibitor.
- Drain hose system.
- 7,5 m power cable.
- Traceless wheels.
- Accessories Ø 40.
- Handy accessory holder.

#### Windy 378 PF

code	8.256.0002
voltage	220-240V ~ 50-60Hz
n°motors - power (max)	3 - 3000 (3600) W High efficiency motor.
column depression	22 kPa/2200 mmH <sub>2</sub> O
air suction	195 l/s
total volume/dust/liquid	78 l./35 l./48 l.
dimension/weight	62x51x99 cm/23,5 kg

## Windy 378 IR



### Standard equipment:

- 5.209.0021 Hose 2,5 m



- 6.205.0126



- 3.754.0048



- 3.754.0049



- 3.754.0083



400 mm

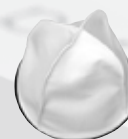
- 3.754.0084



- 3.754.0085



- 5.509.2176  
Cloth filter



- Power cable 7,5 m

### Equipped with:

- 3 high efficiency by pass motors.
- Suction system with by-pass cooling.
- Filter cleaning system.
- S. S. tank.
- Static electric shock inhibitor.
- Tilting tank.
- Fully removable tank.
- Shock proof trolley.
- Liquid float valve.
- Cloth filter.
- 7,5 m power cable.
- Traceless wheels.
- Accessories Ø 40.
- Handy accessory holder.

### Optional:

- code. 5.212.0022 Paper collector filter set - 10 pcs
- code. 5.509.1405 Cloth filter for fine dust
- code. 5.212.0093 Nylon filter
- code. 5.212.0021 Washable filter
- code. 5.212.0034 Hepa filter



Watch the video on youtube:  
[www.youtube.com/lavorpro](http://www.youtube.com/lavorpro)

	Windy 378 IR
code	8.248.0001
voltage	220-240V ~ 50-60Hz
n°motors - power (max)	3 - 3000 (3600) W High efficiency motor.
column depression	22 kPa/2200 mmH <sub>2</sub> O
air suction	195 l/s
total volume/dust/liquid	78 l./35 l./48 l.
dimension/weight	62x51x99 cm/26 kg



## Heavy duty range



The Professional range of Lavor vacuum cleaners provides the solution for every kind of heavy duty daily use. The models of the wet and dry series are equipped with 1 up to 3 double stage motor (1.2 to 3.6 kW), different tank capacities (50 or 78 l.), tilting or fixed tank and PP antishock or stainless steel tanks. Designed to be user friendly, they are equipped with ergonomic handle, big wheels and stable trolley offering the final answer to the needs of cleaning contractors, industries, workshops, car washing station etc. The accessories sets allowing all the different operation of wet and dry suction, are designed to be stressless for the end user (using longer extension pipes) and can easily fit and change quickly one to the other. The antishock feature has to be considered a big advantage when metal dust, flour and all the different types of dirt creating ESD electrostatic discharge are collected inside the tank. This feature avoids shocks to the end user, making usage easier.

Wide cloth filter bag (standard) grants good performances of the motor also when it is used for a long period; HEPA, cartridge, nylon, sponge and collector bag can be equipped easily (Optional).

The filter area is reachable easily and the wide float seat grants stability on the floor during filter cleaning session.

The ANTIFOAM device (optional) must be used in case of mixture chemical/water suction, avoiding the foam to reach motor.

## Zeus IF



### Equipped with:

- Silenced two stage motor.
- Suction system with by-pass cooling.
- S. S. tank.
- Professional closing hooks.
- Static electric shock inhibitor.
- Drain hose system.
- Shock proof trolley.
- Liquid float valve.
- Cloth filter.
- 10 m power cable.
- Easy standing head (during filter cleaning).
- Traceless wheels.
- Accessories Ø 40.

### Standard equipment:

- 5.209.0021 Hose 2,5 m



- 6.205.0126



- 3.754.0048



- 3.754.0049



- 3.754.0185



- 3.754.0169



- 3.754.0170

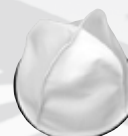


- 6.205.0011



- 6.205.0008

Cloth filter



- Power cable 10 m

### Optional:

- code. 5.212.0022 Paper collector filter set (10 pcs)
- code. 5.212.0094 Nylon filter
- code. 5.212.0160 Washable filter
- code. 5.212.0161 Cartridge filter
- code. 5.212.0162 HEPA filter



Watch the video on youtube:  
[www.youtube.com/lavorpro](http://www.youtube.com/lavorpro)

	Zeus IF
code	8.215.0501
voltage	220-240V ~ 50-60Hz
n°motors - power (max)	1 - 1200 (1400) W
column depression	21,6 kPa/2200 mmH <sub>2</sub> O
air suction	53 l/s
total volume/dust/liquid	50 l./21 l./35 l.
dimension/weight	62x51x85 cm / 16,5 kg

### Domus PR



#### Equipped with:

- 2 silenced two stage motor.
- Suction system with by-pass cooling.
- Plastic tank (PP).
- Professional closing hooks.
- Tilting tank.
- Fully removable tank.
- Static electric shock inhibitor.
- Shock proof trolley.
- Liquid float valve.
- Cloth filter.
- 10 m power cable.
- Easy standing head (during filter cleaning).
- Cable holder.
- Traceless wheels.
- Accessories Ø 40.

#### Standard equipment:

- 5.209.0021 Hose 2,5 m



- 6.205.0126



- 3.754.0048



- 3.754.0049



- 3.754.0083



- 3.754.0084



- 3.754.0085



- 5.509.0039  
Cloth filter



- Power cable 10 m

#### Optional:

- code. 5.212.0022 Paper collector filter set (10 pcs)
- code. 5.509.1405 Cloth filter for fine dust
- code. 5.212.0093 Nylon filter
- code. 5.212.0021 Washable filter
- code. 5.212.0034 HEPA filter



Watch the video on youtube:  
[www.youtube.com/lavorpro](http://www.youtube.com/lavorpro)

	Domus PR
code	8.213.0509
voltage	220-240V ~ 50-60Hz
n°motors - power (max)	2 - 2000 (2400) W silenced two stage motor
column depression	22 kPa/2240 mmH <sub>2</sub> O
air suction	108 l/s
total volume/dust/liquid	78 l./35 l./48 l.
dimension/weight	62x51x99 cm / 28,5 kg



## Domus IF



### Standard equipment:

- 5.209.0021 Hose 2,5 m



- 6.205.0126



- 3.754.0048



- 3.754.0049



- 3.754.0083



- 3.754.0084



- 3.754.0085



- 5.509.0039  
Cloth filter



- Power cable 10 m

### Equipped with:

- 2 silenced two stage motor.
- Suction system with by-pass cooling.
- S. S. tank.
- Professional closing hooks.
- Static electric shock inhibitor.
- Drain hose system.
- Shock proof trolley.
- Liquid float valve.
- Cloth filter.
- 10 m power cable.
- Easy standing head (during filter cleaning).
- Traceless wheels.
- Accessories Ø 40.

### Optional:

- code. 5.212.0022 Paper collector filter set (10 pcs)
- code. 5.509.1405 Cloth filter for fine dust
- code. 5.212.0093 Nylon filter
- code. 5.212.0021 Washable filter
- code. 5.212.0034 HEPA filter



Watch the video on youtube:  
[www.youtube.com/lavorpro](http://www.youtube.com/lavorpro)

	Domus IF
code	8.216.0502
voltage	220-240V ~ 50-60Hz
n°motors - power (max)	2 - 2000 (2400) W silenced two stage motor
column depression	22 kPa/2240 mmH <sub>2</sub> O
air suction	108 l/s
total volume/dust/liquid	78 l./35 l./48 l.
dimension/weight	62x51x85 cm / 28 kg

### Domus IR



#### Equipped with:

- 2 silenced two stage motor.
- Suction system with by-pass cooling.
- S. S. tank.
- Professional closing hooks.
- Static electric shock inhibitor.
- Tilting tank.
- Fully removable tank.
- Shock proof trolley.
- Liquid float valve.
- Cloth filter.
- 10 m power cable.
- Easy standing head (during filter cleaning).
- Cable holder.
- Traceless wheels.
- Accessories Ø 40.

#### Standard equipment:

- 5.209.0021 Hose 2,5 m



- 6.205.0126



- 3.754.0048



- 3.754.0049



- 3.754.0083



- 3.754.0084



- 3.754.0085



- 5.509.0039  
Cloth filter



- Power cable 10 m

#### Optional:

- code. 5.212.0022 Paper collector filter set (10 pcs)
- code. 5.509.1405 Cloth filter for fine dust
- code. 5.212.0093 Nylon filter
- code. 5.212.0021 Washable filter
- code. 5.212.0034 HEPA filter



Watch the video on youtube:  
[www.youtube.com/lavorpro](http://www.youtube.com/lavorpro)

	Domus IR
code	8.213.0501
voltage	220-240V ~ 50-60Hz
n°motors - power (max)	2 - 2000 (2400) W silenced two stage motor
column depression	22 kPa/2240 mmH <sub>2</sub> O
air suction	108 l/s
total volume/dust/liquid	78 l./35 l./48 l.
dimension/weight	62x51x99 cm / 32 kg

## Taurus PR



### Standard equipment:

- 5.209.0021 Hose 2,5 m



- 6.205.0126



- 3.754.0048



- 3.754.0049



- 3.754.0083



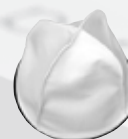
- 3.754.0084



- 3.754.0085



- 5.509.0039  
Cloth filter



- Power cable 10 m

### Equipped with:

- 3 silenced two stage motor.
- Suction system with by-pass cooling.
- Plastic tank (PP).
- Professional closing hooks.
- Tilting tank.
- Fully removable tank.
- Static electric shock inhibitor.
- Shock proof trolley.
- Liquid float valve.
- Cloth filter.
- 10 m power cable.
- Easy standing head (during filter cleaning).
- Cable holder.
- Traceless wheels.
- Accessories Ø 40.

### Optional:

- code. 5.212.0022 Paper collector filter set (10 pcs)
- code. 5.509.1405 Cloth filter for fine dust
- code. 5.212.0093 Nylon filter
- code. 5.212.0021 Washable filter
- code. 5.212.0034 HEPA filter



Watch the video on youtube:  
[www.youtube.com/lavorpro](http://www.youtube.com/lavorpro)

	Taurus PR
code	8.212.0508
voltage	220-240V ~ 50-60Hz
n°motors - power (max)	3 - 3000 (3600) W silenced two stage motor
column depression	22 kPa/2240 mmH <sub>2</sub> O
air suction	162 l/s
total volume/dust/liquid	78 l./35 l./48 l.
dimension/weight	62x51x99 cm / 29,5 kg



### Taurus IR



#### Equipped with:

- 3 silenced two stage motor.
- Suction system with by-pass cooling.
- S. S. tank.
- Professional closing hooks.
- Static electric shock inhibitor.
- Tilting tank.
- Fully removable tank.
- Shock proof trolley.
- Liquid float valve.
- Cloth filter.
- 10 m power cable.
- Easy standing head (during filter cleaning).
- Cable holder.
- Traceless wheels.
- Accessories Ø 40.

#### Standard equipment:

- 5.209.0021 Hose 2,5 m



- 6.205.0126



- 3.754.0048



- 3.754.0049



- 3.754.0083



- 3.754.0084



- 3.754.0085



- 5.509.0039  
Cloth filter



- Power cable 10 m

#### Optional:

- code. 5.212.0022 Paper collector filter set (10 pcs)
- code. 5.509.1405 Cloth filter for fine dust
- code. 5.212.0093 Nylon filter
- code. 5.212.0021 Washable filter
- code. 5.212.0034 HEPA filter



Watch the video on youtube:  
[www.youtube.com/lavorpro](http://www.youtube.com/lavorpro)

	Taurus IR
code	8.212.0501
voltage	220-240V ~ 50-60Hz
n°motors - power (max)	3 - 3000 (3600) W silenced two stage motor
column depression	22 kPa/2240 mmH <sub>2</sub> O
air suction	162 l/s
total volume/dust/liquid	78 l./35 l./48 l.
dimension/weight	62x51x99 cm / 33 kg

## Taurus IR 2 Way



• Hose connection for second operator



### Standard equipment:

• 2 x 5.209.0082  
Hose 5 m



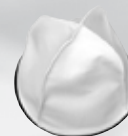
• 2 x 3.754.0048



• 2 x 3.754.0049



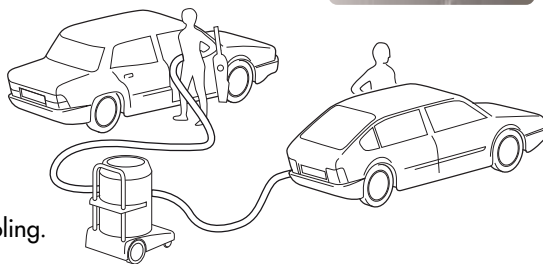
• 5.509.0039  
Cloth filter



• Power cable 10 m

### Equipped with:

- 3 silenced two stage motor.
- S. S. tank.
- Professional closing hooks.
- Static electric shock inhibitor.
- Suction system with by-pass cooling.
- Tilting tank.
- Fully removable tank.
- Shock proof trolley.
- Liquid float valve.
- Cloth filter.
- 10 m power cable.
- Easy standing head (during filter cleaning).
- Cable holder.
- Traceless wheels.
- Accessories Ø 40.



### Optional:

- code 6.205.0126 - Ø 40 chromium plated steel curve and extension pipe kit
- code 6.205.0121 - Ø 40 complete accessories kit (holder accessories, floor brush, wet tool, carpet tool)
- code. 5.212.0093 Cloth filter for fine dust.



Watch the video on youtube:  
[www.youtube.com/lavorpro](http://www.youtube.com/lavorpro)

Taurus IR 2 Way	
code	8.212.0523
voltage	220-240V ~ 50-60Hz
n°motors - power (max)	3 - 3000 (3600) W silenced two stage motor
column depression	22 kPa/2240 mmH <sub>2</sub> O
air suction	162 l/s
total volume/dust/liquid	78 l./35 l./48 l.
dimension/weight	62x51x99 cm / 33 kg



### Injection extraction range



Lavor professional extraction/injection machines: **GBP 20 Pro, Jupiter, Apollo, Solaris, Costellation** and the innovative **Windy Foam** are the real solution to clean any type of textiles!

Machines equipped with 6,5 up to 78 liters tanks, 1 or 2 double stage motors, 1 or 2 detergent pumps to assure always the right flow of injected chemical.

Provided with a full range of accessories capable to suit each deep cleaning textile application: carpets, vehicle seats, sofas, tents, chairs, mats, etc... To be used in the **HO-RE-CA, Automotive** and **Industrial** cleaning, they will perfectly fit any requirements.

Windy IE Foam, a range of injection/extraction cleaning machines ideal for car cleaning, as they can be used with thick foam or liquid detergent.

Windy IE Foam is equipped with a connection for compressed air with pressure regulator and an external tank of 12 liters capacity, which allows detergent refilling without opening the machine.

Windy IE Foam Compressor is equipped with an air compressor unit and an external tank of 12 liters capacity, which allows detergent refilling without opening the machine.







## GBP 20 Pro




### Standard equipment:

- 6.205.203  
Hose 2 m



- 3.753.0009



- 5.209.0193



- 5.209.0187



- 3.754.0004



- 3.754.0015



- 3.754.0005



- 3.754.0189



- 3.754.0188



- 3.752.0038



- 3.752.0032



- 5.212.0160  
Washable filter



- Power cable 7,5 m

### Equipped with:

- Silenced single stage motor.
- Suction system with by-pass cooling.
- 20 lt. plastic tank (PP)
- 2 lt. Solution tank
- Shock proof trolley.
- Liquid float valve.
- 7,5 m power cable.
- Washable filter
- Paper collector filter
- Pressure 7 bar max
- Accessories Ø 35.

### Optional:

#### Hygienic PERFUME OPTIONAL

Code 0.010.0035  
100 ml x 4 pcs



- code 3.697.0072 LC-PREFOAM (no foaming system)
- code 5.209.0249 Antifoam device

	GBP 20 Pro
code	8.204.0066
voltage	230V ~ 50Hz
n°motors - power (max)	1 - 1200 (1400) W
column depression	27 kPa/2700 mmH <sub>2</sub> O
air suction	70 l/s
total volume	20 l.
dimension/weight	40x39x64 cm/9,5 kg

### Jupiter

1  
MOTOR



#### Equipped with:

- Spray-extraction cleaner with a separate anti-foaming tank.
- Designed for rug, carpet, and upholstery cleaning in offices, clinics, cinemas and households, as well as car upholstery.
- Thorough cleaning through the 4 bar spray pressure and 230 mbar suction power.
- Spray and extraction functions are separately operable.
- Separate fresh and wastewater tanks, each containing 6,5 l. Separate container for anti-foaming agent.
- Clear, ergonomic nozzles.
- Long stainless steel vacuum tube for convenient, effortless work.
- Rubber-coated castor wheels and large back wheels.

#### Standard equipment:

- 0.965.0003 Hose 2,5 m



- 2 x 0.965.0004



- 0.965.0001



- 0.965.0002



- Power cable 7,5 m



	Jupiter
code	0.065.0001
voltage	230V ~ 50Hz
n°motors - power (max)	1 - 1100 W
column depression	23 kPa/2300 mmH <sub>2</sub> O
air suction	50 l/s
total volume/dust/liquid	6,5 l./5 l./6 l.
dimension/weight	55 x 35 x 63,5 cm/13 kg



## Apollo IF



### Standard equipment:

- 6.205.0129 Hose 2,5 m



- 6.205.0132



- 5.209.0143



- 6.205.0011



- 6.205.0008  
Cloth filter



- Power cable 10 m

### Equipped with:

- Silenced two stage motor.
- Suction system with by-pass cooling.
- S. S. tank.
- Detergent pump (1x26W – 1,2 l/m – 2,5bar)
- Professional closing hooks.
- Static electric shock inhibitor.
- Drain hose system.
- 11 l. detergent tank.
- Shock proof trolley. Liquid float valve.
- Cloth filter.
- 10 m power cable.
- Easy standing head (during filter cleaning).
- Traceless wheels.
- Accessories Ø 40.

### Optional:

- code. 5.212.0022 Paper collector filter set (10 pcs)
- code. 5.212.0094 Nylon filter
- code. 5.212.0160 Washable filter
- code. 5.212.0161 Cartridge filter
- code. 5.212.0162 HEPA filter

	Apollo IF
code	8.220.0501
voltage	220-240V ~ 50-60Hz
n°motors - power (max)	1 - 1200 (1400) W
column depression	21,6 kPa/2200 mmH <sub>2</sub> O
air suction	53 l/s
total volume/dust/liquid	50 l./21 l./35 l.
dimension/weight	62x51x85 cm / 22 kg



### Solaris IF



#### Standard equipment:

- 6.205.0129 Hose 2,5 m




- 6.205.0132



- 5.209.0143



- 5.509.0039  
Cloth filter



- Power cable 10 m

#### Equipped with:

- 2 silenced two stage motor.
- Suction system with by-pass cooling.
- S. S. tank.
- Detergent pump (2x48W – 1 l/m – 7 bar).
- Professional closing hooks.
- Static electric shock inhibitor.
- Drain hose system.
- 25 l. detergent tank.
- Shock proof trolley.
- Liquid float valve.
- Cloth filter.
- 10 m power cable.
- Easy standing head (during filter cleaning).
- Traceless wheels.
- Accessories Ø 40.

#### Optional:

- code. 5.212.0022 Paper collector filter set (10 pcs)
- code. 5.509.1405 Cloth filter for fine dust
- code. 5.212.0093 Nylon filter
- code. 5.212.0021 Washable filter
- code. 5.212.0034 HEPA filter

	Solaris IF
code	8.221.0508
voltage	230V ~ 50Hz
n°motors - power (max)	2 - 2200 (2400) W silenced two stage motor
column depression	22 kPa/2240 mmH <sub>2</sub> O
air suction	108 l/s
total volume/dust/liquid	78 l./35 l./48 l.
dimension/weight	62x51x96 cm / 33 kg



### Costellation IR



#### Standard equipment:

- 6.205.0129 Hose 2,5 m




- 6.205.0132



- 5.209.0143



- 5.509.0039 Cloth filter



- Power cable 10 m

#### Equipped with:

- 2 silenced two stage motor.
- Suction system with by-pass cooling.
- S. S. tank.
- Detergent pump (2x48W – 0,7-1,2 l/m – 5 bar).
- Professional closing hooks.
- Static electric shock inhibitor.
- Tilting tank.
- Fully removable tank.
- 11 l. detergent tank.
- Shock proof trolley.
- Liquid float valve.
- Cloth filter.
- 10 m power cable.
- Easy standing head (during filter cleaning).
- Traceless wheels.
- Accessories Ø 40.

#### Optional:

- code. 5.512.0021 Washable filter
- code. 5.509.1405 Cloth filter for fine dust
- code. 5.212.0093 Nylon filter
- code. 5.212.0034 HEPA filter

	Costellation IR
code	8.221.0518
voltage	230V ~ 50Hz
n°motors - power (max)	2 - 2200 (2400) W silenced two stage motor
column depression	22 kPa/2240 mmH <sub>2</sub> O
air suction	108 l/s
total volume/dust/liquid	78 l./35 l./48 l.
dimension/weight	62x51x99 cm / 35,5 kg

### Windy IE Foam



#### Equipped with:

- 2 high efficiency by-pass motors
- Suction system with by-pass cooling
- Stainless steel tank
- Detergent pump (48W – 1 l/m – 15 bar)
- Steel closing hooks
- Static electric shock inhibitor
- Fully removable tank
- 12 l. detergent tank
- Shock proof trolley • Safety floating
- Washable cartridge filter
- 7,5 m power cable
- Traceless wheels
- Accessories Ø 40
- Equipped with connection for compressed air and pressure gauge with pressure adjuster for foam cleaning.



Watch the video on youtube:  
[www.youtube.com/lavorpro](http://www.youtube.com/lavorpro)

#### Standard equipment:

- 5.209.0021 Hose 2,5 m



- 6.205.0197




- 5.209.0205



- 6.402.0108



- 6.402.0109



- 2 x 5.211.0102



- 5.212.0141



- 3.754.0048



- 3.697.0072 LC prefoam

#### Optional:

- 5.212.0022 - Paper collector filter set (10 pcs)
- 5.209.0177 - Cloth filter for fine dust
- 5.212.0093 - Nylon filter
- 0.110.0020 - Antifoam device
- 3.697.0036 - Anti-foaming for recovery tank
- 3.697.0058 - (4x5 Kg) Acid-based det. for toilets
- 3.697.0057 - (4x5 Kg) Alkaline-based det. alimentary environments
- 3.697.0056 - (4x5 Kg) Det. for fabrics and carpeting

	Windy IE Foam
code	8.239.0017
voltage	220-240V ~ 50-60Hz
n°motors - power (max)	2 - 2000 (2400) W high efficiency motor
column depression	22 kPa/2200 mmH <sub>2</sub> O
air suction	130 l/s
total volume/dust/liquid	65 l./30 l./40 l.
dimension/weight	44x46x96 cm / 24 kg





Windy IE Foam is an injection/extraction cleaning machine ideal for car cleaning, as it can be used with thick foam or liquid detergent. Windy IE Foam is equipped with a connection for compressed air with pressure regulator and an external tank of 12 liters capacity, which allows the detergent refilling without opening the machine.

**A compressor with the following technical data is required:  
Pressure 6 bar, Delivery rate 250 lt/min.**

Thanks to the special brush the foam can be spread quickly and easily on the car seats or mats and can be removed after few seconds with the transparent nozzle. Being equipped with two high depression vacuum motors, 90% of the foam is recovered with the great advantage of a very fast drying (20 min.) and a better cleaning performance.



Windy IE Foam is ideal for the pre-washing of the car body, rims and engine. Using the lance with the 7 (2 x 3,5) meters hose can be produced a thick foam that will stay on the dirty components, giving more effectiveness to the detergent. Windy IE Foam is also an excellent two motors wet & dry vacuum cleaner with 65 liters tank capacity.

### Fields of applications

Washing of: car body and interiors, carpets, sofas, restrooms, kitchens and wherever is necessary to wash and sanitize.

### Users:

Car dealers, car washers, garages, car body shops, contractor cleaners and any other user which is provided with a source of compressed air; in the absence of a compressed air system, Windy IE Foam can also be used in combination with a small 24 liters compressor.





### Flexible hose Ø 35

Code	Description	m	Ø
3.753.0063	Roll of flexible hose without swivel	30	35



Code	Description	Ø
3.752.0118	Sleeve tank side	35



3.752.0028	Swivel straight accessories side	35
------------	----------------------------------	----



3.753.0077	Swivel curved accessories side	35
------------	--------------------------------	----



### Flexible hose Ø 40

Code	Description	m	Ø
3.753.0038	Roll of flexible hose without swivel	30	40



Code	Description	Ø
3.754.0047	Sleeve tank side	40



3.754.0046	Straight accessories side	40
------------	---------------------------	----

### Complete flexible hose Ø 40



Code	Description	m	Ø
5.209.0082	Flexible hose	5	40
6.205.0130	Flexible hose for Injection extraction	5	40
6.205.0131	Flexible hose for Injection extraction	10	40



Ø 40 Spacer for plastic bag 58 l. (for Domus/Taurus/Solaris/Costellation models)  
This accessory is necessary when using collector bag: the use of collector bag is not possible without PVC spacer.  
The use of the collector bag grants easy filter cleaning and its quick replacement whenever necessary, saving time also during the operation of tank cleaning.

## PVC spacer

Code 0.110.0021



Ø 40 Gangway tool (only for Domus PR/Domus IR/Taurus PR/Taurus IR/Costellation IR models)

A set made of special accessory with front and back squeegee + a flex connection hose in order to vacuum easily and quickly water and liquid from the floor.

0.911.0210 front squeegee strip with hole  
0.911.0211 rear squeegee strip without hole

## Gangway tool (only for liquid suction)

Code 0.110.0062



## Turbo brush Ø 35

Code 3.754.0081



## Antifoam device

Code 0.110.0020

This device avoids the forming of foam that may affect the operation of the float.  
(For Zeus, Domus, Taurus, Apollo, Solaris, Costellation models)





### **Why wider filtering area is not making automatically a better machine?**

In the industrial sector, productivity, resistance and breakeven expectations are growing. The ideal vacuum would be then a machine filtering any kind of dust (also the thinnest) being able to work continuously without the need to clean the filter and without any maintenance.


It is more important to get close effectively to this target rather than the way we can reach this. This is the reason why is useless having a big filtering area if the filter is still clogging up fast and more often I need to stop working to clean it.

In our machines we developed the best prevention of the problem (avoiding dust is reaching quickly the filter) rather than trying a solution afterwards (since the filter is clogging up quickly, extending the filtering area it is supposed to extend the effectiveness). It doesn't matter how wide is the filter, but for how long can work the machine without the need to clean the filter...

And with this issue, we are the best.

### **When either more airflow or more depression is necessary?**

The airflow helps the dirt transport trough long pipes. Longer is the hose, better is bigger airflow; still with light dust it is better having lower depression: the inlet air speed will be lower, the harder the dirt is getting in touch with the filter. When residuals have high specific weight, depression is more important than airflow to win gravity force of dirt attached to the surface.



### Number of motors:

It explains how many motors there are in

the vacuum cleaner. Ignition is independent in order to increase progressively the performances. The working system (whenever it is more than one) is in parallel, so the air suction increases and the depression is steady whenever the motors are progressively switched on.



**Cloth filter** The cloth consistency and its shape allow a simple cleaning phase and the re-usage of the filter. It can be used only for vacuuming dry waste; if combined with nylon filter it is possible to work for a longer period of time.



**Integrated submersible pump** tank, the draining is continuous and without stopping working.

With this accessory it is possible to push out completely also melting residual up to 20 mm.



### Automatic self cleaning filter system (international copyright)

continuous vacuum performance without maintenance filters are automatically cleaned by mechanical

vibration. It is not necessary to touch the filter or worst to clean it outside the machine spreading again dust everywhere.



### Manual filter shaker

Mechanical horizontal & simple manual filter cleaning system



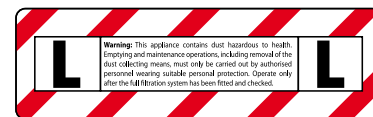
### Antistatic machines and accessories

Using specific conductive materials and engineering, there's the prevention of ignition sparks from the machine side, up to the end of any tool available for this machine range.



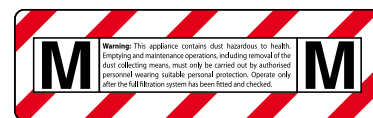
### ATEX (ATmospheres EXplosibles) vacuum certificate

Machine can safely working in areas (ATEX zone 2 or 22) where potential explosive atmosphere are present. The classification of the areas where machine will be installed accordingly with EU directives and amendments is in charge to the user. Important: this certificate allows only to install the machine and not to pick up potential explosive dust for which a TYPE 22 certified product is mandatory.



**L-Class** filtration is generally considered acceptable for plaster dust and sawdust

from woodworking in most circumstances. This includes, for example, vacuums connected to drywall sanders and circular saws.



### M Class certificate for vacuum cleaner

It is the ability of the

vacuum cleaner to keep (though the filtering system and the manufacturing specifications of the vacuum cleaner) the 99,9% of all vacuumed dust with OEL (Occupational Exposure Limit) higher than a 0,1 mg/m<sup>3</sup>.

Some example of the dusts that can be kept with these vacuum cleaners are working residuals of: wood, copper, insecticide and pesticide, manganese (tools of the earth-moving equipments), platinum, nickel etc.



### H Class certificate for vacuum cleaner

It is the ability of the

vacuum cleaner to keep (though the filtering system and the manufacturing specifications of the vacuum cleaner) the 99,995% of all vacuumed dust with OEL (Occupational Exposure Limit) higher than a 0,005 mg/m<sup>3</sup>. Some example of the dusts that can be kept with these vacuum cleaners are working residuals of: asbestos (only in Germany a specific certificate is necessary), lead, bacteria/moulds/germs (they can be found in the hospital renovation), cadmium (accumulators and anti-rust), chromate potassium (matches, pencils, wood impregnate, printer ink, etc.)

### Nomenclature

S = Universal (motor)  
D = Induction (motor)  
P = Pneumatic

M = Single phase (motor)

T = Tri-Phase (motor)

V = Varnishing (tank)

X = S/S (tank)

Liters (tank)

x 100 = 2400 W

Dust class

Filter shaker

n° Motor

# SMX 77 2-24 SH



SMX-R 80 3-36 S  
SMX-R 80 3-36 S DS



SMV100 3-36 SAH



DMX-R 80 1-22  
DTX-R 80 1-30

Code	Model	Page	Voltage	Abs. Power	Column depression	Suction air	Tank capacity	Noise level	Filtration surface	Packaging	Packaging weight	Packaging weight	Pieces for pallet
			V-Hz (Ph)	W	kPa	l/s	l	dB(A)	cm²	cm L x l x H	kg	lbs	n°
8.264.0001	SMX-R 80 3-36S	120	230 V~50-60 Hz (1Ph)	3000	24 kPa	162 l/s	80 l.	76 dB(A)	4460 cm²	70x91x141	66	145,5	1
8.264.0003	SMX-R 80 3-36S DS	120	230 V~50-60 Hz (1Ph)	3000	24 kPa	162 l/s	80 l.	76 dB(A)	4460 cm²	70x91x141	66	145,5	1
0.044.0301	SMV100 3-36 SAH	121	230 V~50 Hz	3600	24 kPa	142 l/s	100	78 dB(A)	27000 cm²	90x70x190	81	178	1
8.265.0001	DMX-R 80 1-22	122	230 V~50 Hz	2200	25 kPa	97 l/s	80	<74 dB(A)	4300 cm²	50x50x140	80	176	1
8.265.0002	DTX-R 80 1-30	122	400 V~50 Hz (3Ph)	3000	32 kPa	97 l/s	80	<74 dB(A)	4300 cm²	50x50x140	85	187	1





DTV100 1-30 SL



DTV100 1-30 OIL



DTX100 1-26 SM Ex 2-22



DTV100 1-55 SL

Code	Model	Page	Voltage	Abs. Power	Column depression	Suction air	Tank capacity	Noise level	Filtering surface	Packaging	Packaging weight	Packaging weight	Pieces for pallet
			V~Hz (Ph)	W	kPa	l/s	l	dB(A)	cm²	cm L x l x H	kg	lbs	n°
0.045.0301	DTV100 1-30 SL	123	380÷415 V~50/60 Hz (3Ph)	3000	32 kPa	89 l/s	100	78 dB(A)	20000	90x70x190	124	273	1
0.045.0302	DTV100 1-30 OIL	124	400 V~50 Hz (3Ph)	3000	32 kPa	89 l/s	100	78 dB(A)	20000	90x70x190	132	291	1
0.045.0303	DTX100 1-26 SM Ex 2-22	125	380÷415 V~50/60 Hz (3Ph)	2600	32 kPa	89 l/s	100	78 dB(A)	20000	90x70x190	124	273	1
0.045.0304	DTV100 1-55 SL	126	380÷415 V~50/60 Hz (3Ph)	5500	32 kPa	156 l/s	100	78 dB(A)	20000	120x70x167	162	357	1

### SMX-R 80



only code  
8.624.0003



#### Equipped with:

- 3 silenced two stage by-pass cooling motors
- Stainless steel container
- Mechanical horizontal & simple manual filter cleaning system
- Steel closing hooks
- Static electric shock inhibitor
- Power coated steel structure and containers
- Trolley with front pivoting non-marking wheels (with brake) & large inbuilt accessories basket
- Liquid float valve.
- Drain System (only code 8.624.0003)

#### Standard equipment:

- 0.156.0019 Adaptor Ø 70 Ø 50



- 5.509.0039 • Cloth filter



#### Optional:

##### 6.205.0221

##### KIT 1 for industrial cleaning

- 0.144.0002 2 x Accessories sleeve eva Ø 50
- 3.753.0051 4 x Eva conductive flexible hose Ø 50 (mt 4)
- 0.144.0012 Steel handle Ø50
- 0.144.0026 Dust inox tool
- 0.144.0017 PVC flat lance with galvanized joint Ø50
- 0.144.0018 PVC round brush with galvanized joint Ø50

##### 6.205.0222

##### KIT 2 for oil and swarf cleaning

- 0.144.0001 2 x Accessories sleeve PUR/PVC Ø 50
- 3.753.0053 4 x Pur antistatic flexible hose Ø 50 (mt 4)
- 0.144.0037 Galvanized chip basket
- 0.144.0015 Rubber antistatic round lance Ø50

	SMX-R 80 3-365	SMX-R 80 3-365 DS
code	8.264.0001	8.264.0003
abs. power W	3000	3000
n°/type motor	3 x two stages universal	3 x two stages universal
max vacuum (actual)	24 kPa (2400 mmH <sub>2</sub> O)	24 kPa (2400 mmH <sub>2</sub> O)
max Airflow	162 l/s	162 l/s
container capacity	80 l/	80 l/
noise level	76 dB(A)	76 dB(A)
voltage	220-240 V~50-60 Hz (1Ph)	220-240 V~50-60 Hz (1Ph)
inlet Ø - type (s=straight; t=tangential)	70 mm - s	70 mm - s
filtering capacity/surface	5 µm/ 4460 cm <sup>2</sup>	5 µm/ 4460 cm <sup>2</sup>
cable lenght	7,5 m	7,5 m
dimensions/weight	68x58x130 cm/45Kg	68x58x130 cm/45Kg

### SMV100 3-36 SAH



#### Standard equipment:

0.144.0108 HEPA (H14) + PTFE cartridge filter (3x)

There isn't any hose or tool provided within the unit.

#### Optional minimum set to run the unit:

0.144.0008 Quick release adaptor Ø60-50 (1x)  
6.205.0049 3m complete EVA Ø50 hose set (1x)

#### Optional:

Longopack set

0.144.0110 Hopper for spool bag collection  
0.144.0111 Tray for spool bag collection  
0.144.0112 Longopack 22m bag spools (box of 4)

#### More filter

0.144.0109 ULPA (H13) D.O.P. cartridge filter

#### Equipped with:

- 3 silenced two stage by-pass cooling motors
- Power coated steel structure and containers
- Self-cleaning filter system for continuous operations
- 3 HEPA + PTFE cartridge conductive filters
- Metal side inlet channel and AISI 304 stainless steel filter protection
- Wheeled container with inbuilt quick release handle, drain plug and full load level
- Trolley with front pivoting non-marking wheels (with breake) & large inbuilt accessories basket
- Removable motors unit header through metal hooks

	SMV100 3-36 SAH
code	0.044.0301
abs. power W	3600
n°/type motor	3 x two stages universal
max vacuum (actual)	24 kPa (24kPa)
max Airflow	510 m³/h - 142 l/s
container capacity	100 l
noise level	78 dB(A)
voltage	230 V~50 Hz (1Ph)
inlet Ø - type (s=straight; t=tangential)	60 mm - t
filtering capacity/surface	1 µm - 99,995% (H Class)/ 9000 cm²
cable lenght	10 m
dimensions/weight	60x80x147 cm/59 kg - 130 lb



### DMX-R 80 DTX-R 80



#### Equipped with:

- IP 55 silenced turbine motor
- Stainless steel container
- Mechanical horizontal & simple manual filter cleaning system
- Steel closing hooks
- Static electric shock inhibitor
- Power coated steel structure and containers
- Steering wheels with brake.
- Liquid float valve
- Pressure relief valve, safety device avoiding engine problems in case of clogging
- Drain hose system
- Quick release tank system

#### Standard equipment:

- Flexible hose ø 40 - 3 m  
code 5.209.0159



- Flat lance ø 40  
code 3.754.0048



- Cloth filter  
code 5.509.0039



#### Optional:

- Washable filter  
5.212.0021



- Kit 6.205.0115

Steel curve + pipe  
ø 40



Round brush ø 40



Accessories holder ø 40



Floor Brush



Wet tool



Carpet tool



	DMX-R 80 1-22	DTX-R 80 1-30
code	8.265.0001	8.265.0002
abs. power W	2200	3000
n°/type motor	1/induction	1/induction
max vacuum (actual)	21/25 kPa (2100/2500 mm H <sub>2</sub> O)	25/32 kPa (2500/3200 mm H <sub>2</sub> O)
max Airflow	97 l/s	97 l/s
container capacity	80 l.	80 l.
noise level	74 dB(A)	74 dB(A)
voltage	230 V~50 Hz (1Ph)	400 V~50 Hz (3Ph)
inlet Ø - type (s=straight; t=tangential)	40 mm - s	40 mm - s
filtering capacity/surface	5 µm/ 4300 cm <sup>2</sup>	5 µm/ 4300 cm <sup>2</sup>
cable length	10 m	10 m
dimensions/weight	47x71x115 cm/70 Kg	47x71x115 cm/70 Kg

## DTV100 1-30 SL



### Standard equipment:

0.144.0114 Polyester pockets filter 2m<sup>2</sup>, class L

There isn't any hose or tool provided within the unit.

### Optional minimum set to run the unit:

0.144.0115 Adaptor Ø70-50 (1x)

6.205.0049 3m complete EVA Ø50 hose set (1x)

### Optional:

Longopack set

0.144.0110 Hopper for spool bag collection

0.144.0111 Tray for spool bag collection

0.144.0112 Longopack 22m bag spools (box of 4)

#### More filters

0.144.0116 Polyester pockets filter 3m<sup>2</sup>, class L

0.144.0117 Antistatic Polyester pockets filter 2m<sup>2</sup>, class M

0.144.0118 Antistatic Polyester pockets filter 3m<sup>2</sup>, class M

0.144.0119 180°C Heatproof polyester pockets filter 2m<sup>2</sup>, class M

0.144.0120 Flat cartridge Hepa secondary filter assembly kit

0.144.0121 Flat cartridge Hepa filter (replacement)

#### Wet operations

0.144.0045 Galvanized floater support (without floater)

0.144.0046 Floater for wet suction

0.144.0122 Wet filter protection cone for floater stop

0.144.0113 Container discharge faucet kit

#### Metal chips separations

0.144.0123 Galvanized chip basket including floater

0.144.0122 Wet filter protection cone for floater stop

### Equipped with:

- 1 single stage side channel blower with three-phase induction motor
- Power coated steel structure and containers
- Mechanical horizontal & simple manual filter cleaning system
- Polyester non woven fabric pockets filter, class L
- Metal central inlet channel with deflector
- Wheeled container with inbuilt quick release handle, drain plug and full load level
- Trolley with front pivoting non-marking wheels (with brake) & large inbuilt accessories basket
- Removable motor unit header through metal hooks

	DTV100 1-30 SL
code	0.045.0301
abs. power W	3000
n°/type motor	1/induction
max vacuum (actual)	32 kPa (26 kPa)
max Airflow	320 m <sup>3</sup> /h - 89 l/s
container capacity	100 l
noise level	78 dB(A)
voltage	380÷415V~ 50/60 Hz (3Ph)
inlet Ø - type (s=straight; t=tangential)	70 mm - s
filtering capacity/surface	2 µm - 99% (L Class)/20000 cm <sup>2</sup>
cable length	10 m
dimensions/weight	80x60x171 cm/102 kg - 225 lb

### DTV100 1-30 OIL



#### Equipped with:

- 1 single stage side channel blower with three-phase induction motor
- Power coated steel structure and containers.
- Stainless steel AISI 304 submersible electric pump (S1) for liquid (and up to 20mm size mixed waste) automatic discharge.
- Washable nylon filter
- Metal central inlet channel with deflector
- Wheeled container with inbuilt quick release handle, drain plug and full load level
- Trolley with front pivoting non-marking wheels (with brake) & large inbuilt accessories basket
- Removable motor unit header through metal hooks

#### Standard equipment:

0.144.0124 Washable nylon filter 0,7 m<sup>2</sup>

There isn't any hose or tool provided within the unit.

#### Optional minimum set to run the unit:

0.144.0115 Adaptor Ø 70-50 (1x)

6.205.0051 3 m complete PUR Ø 50 hose set (1x)

0.144.0038 Liquid discharge hose & gun Ø 25 mm x 1,8 m

#### Optional:

##### More filters

0.144.0118 Antistatic Polyester pockets filter 3m<sup>2</sup>, class M

0.144.0119 180°C Heatproof polyester pockets filter 2 m<sup>2</sup>, class M

##### Dry operations

0.144.0125 Wheeled 100l container with inbuilt quick release handle, drain plug and full load level

0.144.0116 Polyester pockets filter 3m<sup>2</sup>, class L

##### Metal chips separations

0.144.0086 Short galvanized chip basket

#### DTV100 1-30 OIL

code	0.045.0302
abs. power W	3000
n°/type motor	1/induction
max vacuum (actual)	32 kPa (26 kPa)
max Airflow	320 m <sup>3</sup> /h - 89 l/s
container capacity	100 l
noise level	78 dB(A)
voltage	400V~ 50 Hz (3Ph)
inlet Ø - type (s=straight; t=tangential)	70 mm - s
filtering capacity/surface	300 µm/7000 cm <sup>2</sup>
cable lenght	10 m
dimensions/weight	80x60x171 cm / 110kg - 243 lb



### DTX100 1-26 SM Ex 2-22



#### Standard equipment:

0.144.0117 Antistatic Polyester pockets filter 2 m<sup>2</sup>, class M

There isn't any hose or tool provided within the unit.

#### Optional minimum set to run the unit:

0.144.0008 Quick release adaptor Ø 60-50 (1x)  
6.205.0049 3 m complete EVA Ø 50 hose set (1x)

#### Optional:

Longpack set  
0.144.0110 Hopper for spool bag collection  
0.144.0111 Tray for spool bag collection  
0.144.0112 Longpack 22m bag spools (box of 4)

#### More filters

0.144.0118 Antistatic Polyester pockets filter 3m<sup>2</sup>, class M  
0.144.0119 180°C Heatproof polyester pockets filter 2m<sup>2</sup>, class M  
0.144.0120 Flat cartridge Hepa secondary filter assembly kit  
0.144.0121 Flat cartridge Hepa filter (replacement)

#### Wet operations

0.144.0045 Galvanized floater support (without floater)  
0.144.0046 Floater for wet suction  
0.144.0122 Wet filter protection cone for floater stop

0.144.0113 Container discharge faucet kit

#### Metal chips separations

0.144.0123 Galvanized chip basket including floater  
0.144.0122 Wet filter protection cone for floater stop

#### Equipped with:

- 1 single stage side channel blower with three-phase induction motor
- AISI 304 non-magnetic stainless steel container (with side inlet channel) & filter chamber.
- Power coated steel structure.
- Mechanical horizontal & simple manual filter cleaning system
- Antistatic polyester non woven fabric pockets filter, class M
- Wheeled AISI 304 s.s. container with inbuilt quick release handle, drain plug and full load level
- Trolley with front pivoting non-marking wheels (with brake) & large inbuilt accessories basket
- Removable motors unit header through metal hooks

#### DTX100 1-26 SM Ex 2-22

code	0.045.0303
abs. power W	2600
n°/type motor	1/induction
max vacuum (actual)	32 kPa (26 kPa)
max Airflow	320 m <sup>3</sup> /h - 89 l/s
container capacity	100 l
noise level	78 dB(A)
voltage	380÷415V~ 50/60 Hz (3Ph)
inlet Ø - type (s=straight; t=tangential)	60 mm - t
filtering capacity/surface	2 µm - 99,9% (M Class)/ 20000 cm <sup>2</sup>
cable length	10 m
dimensions/weight	80x60x171 cm / 102kg - 225 lb

### DTV100 1-55 SL



#### Equipped with:

- 1 (parallel) double stage side channel blower with three-phase induction motor
- Power coated steel structure and containers
- Mechanical horizontal & simple manual filter cleaning system
- Polyester non woven fabric pockets filter, class L
- Metal central inlet channel with deflector
- Wheeled container with inbuilt quick release handle, drain plug and full load level
- Trolley with rear pivoting non-marking wheels (with brake) & large inbuilt accessories tray
- Removable top cover header through metal hooks

#### Standard equipment:

0.144.0114 Polyester pockets filter 2 m<sup>2</sup>, class L

There isn't any hose or tool provided within the unit.

#### Optional minimum set to run the unit:

0.144.0115 Adaptor Ø70-50 (1x)

6.205.0049 3m complete EVA Ø50 hose set (1x)

#### Optional:

Longpack set

0.144.0110 Hopper for spool bag collection

0.144.0111 Tray for spool bag collection

0.144.0112 Longpack 22m bag spools (box of 4)

#### More filters

0.144.0116 Polyester pockets filter 3m<sup>2</sup>, class L

0.144.0117 Antistatic Polyester pockets filter 2m<sup>2</sup>, class M

0.144.0118 Antistatic Polyester pockets filter 3m<sup>2</sup>, class M

0.144.0119 180°C Heatproof polyester pockets filter 2m<sup>2</sup>, class M

0.144.0120 Flat cartridge Hepa secondary filter assembly kit

0.144.0121 Flat cartridge Hepa filter (replacement)

#### Wet operations

0.144.0045 Galvanized floater support (without floater)

0.144.0046 Floater for wet suction

0.144.0122 Wet filter protection cone for floater stop

0.144.0113 Container discharge faucet kit

#### Metal chips separations

0.144.0123 Galvanized chip basket including floater

0.144.0122 Wet filter protection cone for floater stop

#### DTV100 1-55 SL

code	0.045.0304
abs. power W	5500
n°/type motor	1/induction
max vacuum (actual)	32 kPa (26 kPa)
max Airflow	560 m <sup>3</sup> /h - 156 l/s
container capacity	100 l
noise level	78 dB(A)
voltage	380÷415V~ 50/60 Hz (3Ph)
inlet Ø - type (s=straight; t=tangential)	70mm - s
filtering capacity/surface	2 µm - 99,9% (L Class)/ 20000 cm <sup>2</sup>
cable length	10 m
dimensions/weight	100x60x140 cm / 140 kg - 309 lb

### Complete single hose optional configurations sets:

#### EVA

Conductive, top lightness and flexibility, fluted inside

#### PU OIL PROOF

Antistatic, oil proof, medium lightness and flexibility, smooth inside

#### PU OIL & ABRASION PROOF

Antistatic, oil proof, abrasion proof, low lightness and flexibility, smooth inside












		SMX-R 80 3-365	SMY100 3-36 SAH	DMX-R 80 1-22	DTX-R 80 1-30	DTY100 1-30 SL	DTY100 1-30 OIL	DTY100 1-26 SM EX 2-22	DTY100 1-55 SL
<b>EVA Ø 50</b>		Quantities to be ordered accordingly with machine model							
0.144.0008	Adaptor Ø60-50	n.a.	1	n.a.	n.a.	n.a.	n.a.	1	n.a.
0.144.0115	Adaptor Ø70-50	n.a.	n.a.	n.a.	n.a.	1	1	n.a.	1
3.099.1077	S/S clamp for hose	2	2	2	2	2	2	2	2
0.144.0002	Conductive coupling for EVA flexible accessory side Ø 50	2	2	2	2	2	2	2	2
3.753.0051	EVA cond. hose Ø 50 - min 5 m. or mult., max 25 m.	To be ordered by meters, min. 5m or multiple up to 25m max							
0.144.0011	joint coupling for flexible Ø50 and accessory coupling Ø50	1	1	1	1	1	1	1	1
<b>PU OIL PROOF Ø 50</b>									
0.144.0008	Adaptor Ø60-50	n.a.	1	n.a.	n.a.	n.a.	n.a.	1	n.a.
0.144.0115	Adaptor Ø70-50	n.a.	n.a.	n.a.	n.a.	1	1	n.a.	1
3.099.1077	S/S clamp for hose	2	2	2	2	2	2	2	2
0.144.0001	Conductive coupling for PUR/PVC flexible accessory side Ø 50	2	2	2	2	2	2	2	2
3.753.0053	PUR antist. hose Ø 50 - min 5 m. or mult., max 20 m.	To be ordered by meters, min. 5m or multiple up to 20m max							
0.144.0011	joint coupling for flexible Ø50 and accessory coupling Ø50	1	1	1	1	1	1	1	1
<b>PU OIL &amp; ABRASION PROOF Ø 50</b>									
0.144.0008	Adaptor Ø60-50	n.a.	1	n.a.	n.a.	n.a.	n.a.	1	n.a.
0.144.0115	Adaptor Ø70-50	n.a.	n.a.	n.a.	n.a.	1	1	n.a.	1
3.099.1077	S/S clamp for hose	2	2	2	2	2	2	2	2
0.144.0002	Conductive coupling for EVA flexible accessory side Ø 50	2	2	2	2	2	2	2	2
3.753.0054	PUR antioil hose Ø 50 - min 5m. or mult., max 60 m.	To be ordered by meters, min. 5m or multiple up to 60m max							
0.144.0011	joint coupling for flexible Ø50 and accessory coupling Ø50	1	1	1	1	1	1	1	1

### Complete double hoses optional configurations sets:

	<b>EVA Ø 50 (5m) + "Y" + 2 x EVA Ø 40</b>	Quantities to be ordered accordingly with machine model							
0.144.0008	Adaptor Ø60-50	n.a.	1	n.a.	n.a.	n.a.	n.a.	1	n.a.
0.144.0115	Adaptor Ø70-50	n.a.	n.a.	n.a.	n.a.	1	1	n.a.	1
3.099.1077	S/S clamp for hose	2	2	2	2	2	2	2	2
0.144.0002	Conductive coupling for EVA flexible accessory side Ø 50	2	2	2	2	2	2	2	2
3.753.0051	EVA cond. hose Ø 50 - min 5 m. or mult., max 25 m.	5	5	5	5	5	5	5	5
0.144.0024	Double steel coupling	1	1	1	1	1	1	1	1
3.099.1077	S/S clamp for hose	4	4	4	4	4	4	4	4
0.144.0047	Conductive coupling for EVA flexible Ø 38 - accessory side Ø 50	4	4	4	4	4	4	4	4
3.753.0050	EVA cond. Hose Ø 38 - min 5 m. or mult., max 30 m.	To be ordered by meters, min. 5m or multiple up to 30m max							
<b>PU OIL PROOF Ø50 (5m) + "Y" + 2x PU OIL PROOF Ø40</b>									
0.144.0008	Adaptor Ø60-50	n.a.	1	n.a.	n.a.	n.a.	n.a.	1	n.a.
0.144.0115	Adaptor Ø70-50	n.a.	n.a.	n.a.	n.a.	1	1	n.a.	1
3.099.1077	S/S clamp for hose	2	2	2	2	2	2	2	2
0.144.0002	Conductive coupling for EVA flexible accessory side Ø 50	2	2	2	2	2	2	2	2
3.753.0053	PUR antist. hose Ø 50 - min 5 m. or mult., max 20 m.	5	5	5	5	5	5	5	5
0.144.0024	Double steel coupling	1	1	1	1	1	1	1	1
3.099.1077	S/S clamp for hose	4	4	4	4	4	4	4	4
0.144.0003	Conductive coupling for PUR flexible accessory side Ø 40	4	4	4	4	4	4	4	4
3.753.0052	PUR antist. hose Ø 40 - min 5 m. or mult., max 20 m.	To be ordered by meters, min. 5m or multiple up to 20m max							
<b>Ø40 Tools for double hoses optional configurations sets</b>									
0.156.0006	Ø 40 - steel flat lance mm 500	2	2	2	2	2	2	2	2
3.754.0048	Ø 40 - PVC flat lance	2	2	2	2	2	2	2	2
3.754.0049	Ø 40 - PVC round brush	2	2	2	2	2	2	2	2



### Optional accessories Ø 40 mm

			DMX-R 80 I-22	DTX-R 80 I-30
	5.209.0021	Flexible hose Ø 40 mm - 2,5 m	O	O
	5.209.0127	Flexible hose Ø 40 mm - 4,0 m	O	O
	5.209.0082	Flexible hose Ø 40 mm - 5,0 m	O	O
	6.205.0126	KIT chromium plated pipe + curved chromium plated pipe Ø 40 mm	O	O
	3.754.0048	Flat lance 250 mm - Ø 40 mm	O	O
	3.754.0049	Round brush - Ø 40 mm	O	O
	3.754.0083	Multipurpose accessories Ø 40 mm - 400 mm	O	O
	3.754.0185	Multipurpose accessories Ø 40 mm - 300 mm	O	O
	3.754.0084	Bristle accessory for dry suction (for floors) 400 mm	O	O
	3.754.0169	Bristle accessory for dry suction (for floors) 300 mm	O	O
	3.754.0085	Accessory for wet suction 400 mm	O	O
	3.754.0170	Accessory for wet suction 300 mm	O	O
	3.754.0086	Accessory for carpet 400 mm	O	O
	3.754.0171	Accessory for carpet 300 mm	O	O
	3.754.0046	swivel straight sleeve Ø40 mm (accessory side)	O	O
	3.754.0047	Straight sleeve Ø40 mm (tank side)	O	O
	3.753.0038	Flexible hose Ø40 mm - 30 m	O	O

O = optional

### Optional accessories Ø 50 mm

			SMX R 80 3-36S	SMW100 3-36 SAH	DTVI100 1-30 SL	DTVI100 1-30 OIL	DTVI100 1-26 SM Ex 2-22	DTVI100 1-55 SL
	0.144.0047	Rubber sleeve for hose Ø 38	○	○	○	○	○	○
	0.144.0001	Antistatic rubber sleeve for hose Ø 50	○	○	○	○	○	○
	0.144.0002	Rubber sleeve for hose Ø 50	○	○	○	○	○	○
	3.753.0050	EVA CONDUCTIVE Ø 38 - min 5 mt or multiple, max 30 mt.	○	○	○	○	○	○
	3.753.0051	EVA CONDUCTIVE Ø 50 - min 5 mt or multiple, max 30 mt.	○	○	○	○	○	○
	3.753.0053	PUR ANTISTATIC Ø 50 - min 5 mt or multiple, max 30 mt.	○	○	○	○	○	○
	3.753.0054	PUR OILPROOF Ø 50 - min 5 mt or multiple, max 30 mt.	○	○	○	○	○	○
	3.099.1077	Steel clamps for rubber sleeve Ø 50/Ø 38	○	○	○	○	○	○
	0.144.0011	Steel connection with button Ø 50/Ø 38 - accessory side	○	○	○	○	○	○
	0.144.0012	Ø 50 - steel double curve with joint coupling	○	○	○	○	○	○
	0.144.0013	Ø 50 - steel extension with joint coupling	○	○	○	○	○	○
	0.144.0014	Ø 50 - steel flat lance mm 500	○	○	○	○	○	○
	0.144.0021	Ø 50 - antistatic rubber conic bend lance	○	○	○	○	○	○
	0.144.0022	Ø 50 - antistatic rubber conic lance	○	○	○	○	○	○
	0.144.0015	Ø 50 - antistatic rubber round lance	○	○	○	○	○	○
	0.144.0019	Ø 50 - antistatic rubber suction lance	○	○	○	○	○	○
	0.144.0026	Ø 50 - stainless steel accessory for dust suction	○	○	○	○	○	○
	0.144.0027	Ø 50 - stainless steel accessory for wet suction	○	○	○	○	○	○
	0.144.0017	Ø 50 - PVC flat lance	○	○	○	○	○	○
	0.144.0018	Ø 50 - PVC round brush	○	○	○	○	○	○

○ = optional

### Accessories

			SMX-R 80 3-36S	SMV100 3-36 SAH	DTV100 1-30 SL	DTV100 1-30 OIL	DTX100 1-26 SM Ex 2-22	DTV100 1-55 SL
	0.144.0045	floating galvanized basket			○		○	○
	0.144.0046	floater ( in combination with 0.144.0045)			○		○	○
	0.144.0037	galvanized chip basket ( in combination with 0.144.0125)			○		○	○
	0.144.0123	galvanized chip basket including floater				○	○	
	0.144.0038	liquids expulsion lance with gun Ø 25 x 1,8 m				○		
	0.156.0007	steel joint coupling Ø 50	○	○	○	○	○	○
	0.156.0009	steel joint coupling Ø 40						
	0.144.0113	Container discharge faucet kit			○		○	○
	0.156.0021	stainless steel chip basket	○					
	0.144.0086	stainless steel chip basket for tank with pump				○		
	0.156.0001	steel cyclone cone	○					
	0.144.0122	Wet filter protection plastic cone for floater stop			○		○	○
	0.156.0018	steel reduction Ø mm 70-40	○					
	0.156.0019	steel reduction Ø mm 70-50	○					
	0.144.0115	adaptor Ø mm 70-50			○	○		○
	0.156.0002	"L" steel pipe Ø 50 L 1200	○					
	0.156.0014	extension steel pipe 50 cm Ø 50	○					
	0.156.0012	nylon oven coupling	○					

○ = optional



## Accessories

			SMX-R 80 3-36S	SMV100 3-36 SAH	DTV100 1-30 SL	DTV100 1-30 OIL	DTV100 1-26 SM Ex 2-22	DTV100 1-55 SL
	0.144.0110	hopper for spool bag collection		O	O		O	O
	0.144.0111	Tray for spool bag collection		O	O		O	O
	0.144.0112	Longopack 22m bag spools (box of 4)		O	O		O	O
	0.156.0003	heat resistant oven filter	O					
	0.156.0004	teflon filter	O					
	5.509.0039	cloth filter	S					
	0.144.0124	washable nylon filter 0,7m² 300µm				S		
	0.144.0114	Polyester pockets filter 2m², class L			S			S
	0.144.0117	Antistatic Polyester pockets filter 2m², class M			O		S	O
	0.144.0119	180°C Heatproof polyester pockets filter 2m², class M			O	O	O	O
	0.144.0116	Polyester pockets filter 3m², class L			O	O		O
	0.144.0118	Antistatic Polyester pockets filter 3m², class M			O	O	O	O
	0.144.0120	Flat cartridge Hepa secondary filter assembly kit			O		O	O
	0.144.0121	Flat cartridge Hepa filter (replacement)			O		O	O
	0.144.0125	Wheeled 100 l container with inbuilt quick release handle, drain plug and full load level				O		
	0.144.0108	HEPA (H14) + PTFE cartridge filter		S				
	0.144.0109	ULPA (H13) D.O.P. cartridge filter		O				

S = standard equipment O = optional

### Which are key components in a single disc machine?

The procedure to choose the right product for specific application must take into consideration of: the weight (that is the pressure over the brush), the surface to work, the RPM / type of construction of the motor and the transmission type.

Generally speaking, the lower is the rotation speed, the most effective is the pressure over the brush and deeper is dirt removal. With the increasing of rotation speed, lower is the effect of the pressure over the floor.

Different accessories combinations, rotation speed and motor power can provide the solution for any application: from dewaxing or deep scrub, up to polishing or buffing; from the crystallization up to spray cleaning; also carpet cleaning or sanding. Please see application chapter on the next pages.



### The power is nothing without control....

Together with its construction simplicity there are the worst danger for the operator who has to control the machine for long working sessions.

Only the perfect components and weights distribution on the machine allows a perfect balanced and ergonomic working posture, without any vibration and any strange effort to keep it in place.

A cheap construction (less strength) not considering the perfect ergonomic for the user, further to the waste of money (less productivity), it's a serious danger for the health!



#### • Brush speed:

Means Rotation Per Minute of the brush.



#### • Transmission: helical gear system:

Up to 400 RPM the reduction and transmission system is

made with Transmission helical gear system.

Grants continuous power, long life and noiselessness of the machine.



#### • Constant brush pressure:

The pressure of brushes on the floor is made by the heavy brush plate that follows irregularity on the floor and gives always the top pressure without any adjustment still with shorter bristles.

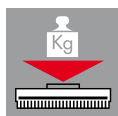
### How much power is necessary?

There is not a set rule, if not the common sense: higher is the friction over the floor (a combination of type of working, type of surface and type of accessory used), the higher will be the power request to the motor. So more powerful is the motor, the harder the job being able to be done.

Application	Page	Code	Ø brush	Stripping synthetic floor (PVC)	Stripping cork present floor (linoleum)	Wet scrubbing/basic cleaning of stones, tiles and lino (sensitive floors)	Wet scrubbing/basic cleaning of synthetic or non sensitive floors pvc	Crystallizing	Carpet shampooing	Sanding wood	Sanding cement	Spray polishing and buffing
<b>SDM-R 45 G 16-130</b>	133	0.055.0302	430 - 17"	•	•	•	•	•	•	•		
<b>SDM-R 45 G 16-160</b>	133	0.055.0303	430 - 17"	•	•	•	•	•	•		•	
<b>SDM-R 45 G 16-180</b>	133	0.055.0304	430 - 17"	•	•	•	•	•	•			
<b>SDM-R 53 G 150-130</b>	134	0.055.0306	510 - 20"									•

## SDM-R 45 G

165 



### • SDM-R 45 G:

Complete range of single disc machines professional, sturdy, manageable, practical and simple to use. Ergonomic handle with integrated safety controls. Strong handle joint. Powerful and noiseless motor. Adapted in order to satisfy all the cleaning requirements, marble restoration and treatment and natural stones, woods and parquet, moquette, dewaxing, hard scrubbing.



### Optional:

- Code 0.955.0001K  
11 l detergent tank (only for low speed models)



Accessories and brushes are not included. For available accessories refer to accessories pages.

	SDM-R 45G 16-130	SDM-R 45G 16-160	SDM-R 45G 16-180
code	0.055.0302	0.055.0303	0.055.0304
type	low speed	low speed	low speed
brush speed	165 RPM	165 RPM	165 RPM
scrubbing width	430 mm	430 mm	430 mm
voltage	230V / 50HZ	230V / 50HZ	230V / 50HZ
abs. power	1300 W	1600 W	1800 W
transmission	helical gear system		
brush contact pressure	40,8 g/cm <sup>2</sup>	41,3 g/cm <sup>2</sup>	44,3 g/cm <sup>2</sup>
noise level	60 dB(A)	60 dB(A)	60 dB(A)
cable lenght	12 m	12 m	12 m
body height	280 mm	280 mm	280 mm
dimensions / weight	54,2x42,5x120 cm/35 Kg	54,2x42,5x120 cm/41 Kg	54,2x42,5x120 cm/52 Kg



### SDM-R 53 G



**HIGH SPEED**



**1500** 

Scrubbers

#### • SDM-R 53 G:

Professional ultra-highspeed and high efficiency single disc machine ideal for polishing whichever type of natural or treated with metalized waxes floors (brush not included).

Ergonomic handle with integrated controls and sturdy joint. Powerful and quiet motor. Vacuum system. Including a paper collector bag (5 pcs set optional, code 0.955.0300K).

Flexible disc holder counterbalancing eventual unevenness

#### Optional:

- 0.955.0300K  
Paper collector bag (5 pcs).
- 0.955.0299K  
Abrasive disc.

#### SDM-R 53G 150-130

code	0.055.0306
type	High speed
brush speed	1500 RPM
scrubbing width	510 mm
voltage	230V/50HZ
abs. power	1300 W
transmission	direct belt transmission
brush contact pressure	22 g/cm <sup>2</sup> adjustable
noise level	56 dB(A)
cable lenght	12 m
body height	280 mm
dimensions / weight	88 x 55 h 125 cm/48,8 Kg

## Accessories

Description	Code	Models	Stripping synthetic floor (PVC)	Stripping cork present floor (linoleum)	Wet scrubbing/basic cleaning of stones, tiles and lino (sensitive floors)	Wet scrubbing/basic cleaning of synthetic or non sensitive floors pvc	Crystallizing	Carpet shampooing	Sanding wood	Sanding cement	Spray cleaning	Spray polishing and buffing
<b>Brushes (*)</b>												
 Carpet brush	0.955.0014	SDM-R 45G						x				
 Scrubbing brush PP 0,6 mm	0.955.0007	SDM-R 45G		x	x							
 Tynex brush	0.955.0004	SDM-R 45G	x			x						
<b>Pad Holder</b>												
 EWU pad holder	0.955.0016	SDM-R 45G	x	x	x	x	x			x	x	
 Abrasive Disc Holder	0.955.0022	SDM-R 45G							x	x		
Abrasive Disc Holder	0.955.0299K	SDM-R 53G										x
<b>Special Disc</b>												
 Carborandum disc	0.955.0027	SDM-R 45G								x		
<b>Pads</b>												
 Pad micro fiber 5 pcs	6.508.0116	SDM-R 45G						x				
Pad red 5 pcs	6.508.0118	SDM-R 45G			x						x	
Pad green 5 pcs	6.508.0039	SDM-R 45G		x		x						
Pad black 5 pcs	6.508.0046	SDM-R 45G	x									
Pad silver Inox 5 pcs	6.508.0121	SDM-R 45G					x					
Emery paper GR24 disc	0.955.0023	SDM-R 45G							x			
Emery paper GR60 disc	0.955.0024	SDM-R 45G							x			
Vidia disc GR24	0.955.0026	SDM-R 45G								x		
Vidia disc GR36	0.955.0025	SDM-R 45G								x		

X = suitable - (\*): Brushes code 0.955.0014, 0.955.0007 and 0.955.0004 must not be used with medium speed model SDM-R 45G 40-160 (code 0.055.0307)

## Applications pads



**MICROFIBER PAD** - Ideal for "gres & porcelain" and carpet/moquette if used with dried foam shampoo.



**BEIGE PAD - POLISHING - Polyester.** To polish all kinds of floor. Use dry.



**GREEN PAD - INTERMEDIATE CLEANING ACTION - Nylon.** To remove all the old superficial wax, rests, obtaining ready floors to be recoated. Use wet.



**BLACK PAD - WET STRIPPING - Nylon.** For wet stripping of heavy layers of wax. Ideal to remove old floor finish scu and cement marks.



**Direct experience of professional people has resulted in Lavor floor scrubbers range: easy to handle, powerful, efficient, carefully conceived and designed by using top-quality materials.**

### **Why cilindric brush?**

High speed rotation for a polishing effect; great dirt degrease in floors with grout ; possibility to link together the sweeping function; the rotation direction assists forwarding in models without traction.

### **Why disc brush?**

Extended mechanical action of the bristles on the floor, ideal for persistent dirt: the special setting of the brush plate allows a balanced gripping effect, assisting easy use in the non traction models. Complete cleaning also next to walls is possible and the compact washing element lower at the sides is studied to scrub also under edges.

### **How a squeegee should be designed?**

The shape and the material used grant a perfect drying in every condition, also on floors with grout or when quick U turns are necessary.

The floating body can stay in the machine operating space (compact/room saving)

The manual adjusting system grants a perfect drying on each kind of floors.

### **How long do battery charges last?**

It is impossible to determine exactly how long a battery charge lasts and so how long a machine can work in autonomy.

Battery autonomy changes depending on type of surface, dirt quantity, brush type and way in which traction system is used (speed and slope).

Battery life is made up of number of charge cycles (also incomplete), if usage conditions, charging and service are perfectly observed.

Manufacturing technology diversifies numbers of cycles, service needed, usage/charging conditions and performances.





1



2



3

- **Number of disc brushes:** The scrubbing group meets different cleaning

path need with 1, 2 or 3 disc brushes.



1



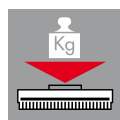
2

- **Number of cilindric brushes:** Scrubbing group offer 1 or 2 roller brush solutions together with the sweeping capability.

Bristles of different material allows perfect cleaning in any conditions, (carpet and parquet included).



- **Cilindric brush quick connection and release:** The fittings and releasing of brushes is toolless. Ordinary cleaning maintenace are simple and quick for anybody.



- **Constant brush pressure:**

The pressure of brushes on the floor is made by the heavy brush plate that follows irregularity on the floor and gives

always the top pressure without any adjustment still with shorter bristles.



- **Solenoid valve:**

Together with the reliable mechanical solution faucet, this system reduce chemical consumption and avoid solution waste. The flow is open

only when brush is working, there is no accidental leak with machine stopped. The system is protected by a filter with easy maintenance.



- **Integrated battery charger**

Some models are equipped with integrated battery charger, other ones have the predisposition only. It

is possible to charge batteries in different rooms, without coming back to the same place.



- **Integrated battery**

Standard integrated battery is built with a maintenance free technology and it does not require restrictions about the place for battery charging. The non stop research allow to use always up-to-date batteries that combined with appropriate battery charger grant machine top performances.



- **Hour meter**

Useful to check work sessions and to plan stops for battery charging. Best output and investment protection.

## LEVEL



- **Charge meter and battery protection**

It informs when the autonomy is finishing , allowing the end of the cleaning task (stopping brushes first and then the rest). It prevents

damages to the batteries, preventing the complete discharge with any kind of technologies.



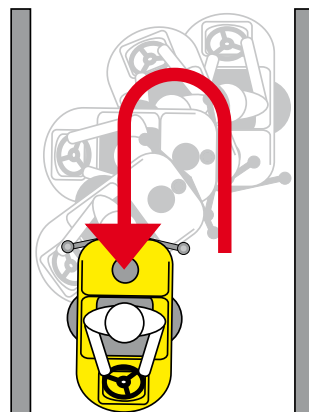
- **Eco Energy System**

no-stop and separate control of water quantity and chemical product concentration with automatic and delayed stop of the supply when the machine stops (Automatic Detergent Measuring System).

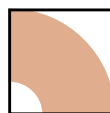
- **U-turns in closed area**

The space (length X width) needed to make a U-turn is the min. width in which it is possible to work with the machine. The smaller this room is, the higher the machine output, because less maneuvering is needed.

The technical features of our floor scrubber driers (the front wheel shaft is close to the rear one in the walk behind models and the tight steering radius of ride-on ones) grant the minimum room for U-turns. On each ride-on models there is an automatic device that lowers speed when turning, raising the safety level also for inexperienced users.



## Applications pads



**BEIGE PAD - POLISHING - Polyester** To polish all kinds of floor. Use dry.



**GREEN PAD - INTERMEDIATE CLEANING ACTION**

- **Nylon** To remove all the old superficial wax, rests, obtaining ready floors to be recoated. Use wet.



**BLACK PAD - WET STRIPPING - Nylon** For wet

stripping of heavy layers of wax. Ideal to remove old floor finish scu and cement marks.

### Nomenclature

Model

Next EVO 66 BTA

Scrubbing width

E = ELECTRIC

B = BATTERY

BT = BATTERY with TRACTION

A = Automatic brush plate lifting for walk behind



Sprinter

Crystal Clean

Ready

Quick

Dart

Dynamic

Free Evo

Next Evo

Easy-R

Code	Model	Page	Power supply	Brushes	Scrubbing width	Squeegee width	Max working capacity	Solution tank capacity	Recovery tank capacity	Packaging	Weight	Weight	pcs x pallet
			V	n°	mm	mm	m²/h - ft²/h	l/gal	l/gal	L x l x H cm/inc	kg	lbs	n°
8.501.0501	Sprinter	140	230V/50HZ	1	290	320	1015-10925	2,8/0,74	5,6/1,48	116X40X36/46x16x14	17	37	10
8.501.0508	Crystal Clean	142	230V/50HZ	1	290	320	1015-10925	2,8/0,74	5,6/1,48	100x40x42/39x16x17	19	42	15
0.008.0004	Ready 32B	144	36V	2	320	340	1500-16145	3,5/0,92	6,0/1,59	65x51x36/25,5x20x14	18	39	8
8.518.0004	Quick 36E	146	230V/50HZ	1	360	460	1260-13562	11/2,91	12/3,17	81x56x80/32x22x32	62	135	1
8.518.0003	Quick 36B	146	12V	1	360	460	1260-13562	11/2,91	12/3,17	81x56x80/32x22x32	70	154	1
8.581.0001	Dart 36E	148	230V/50HZ	1	360	460	1260-13562	15/3,96	16/4,23	98x47x78/39x19x31	79	174	1
8.581.0002	Dart 36B	148	24V	1	360	460	1260-13562	15/3,96	16/4,23	98x47x78/39x19x31	56	147	1
8.581.0003	Dart 36B	148	24V	1	360	460	1260-13562	15/3,96	16/4,23	98x47x78/39x19x31	80	231	1
8.580.0001	Dynamic 45E	150	230V/50HZ	1	450	540	1500-16145	30/7,9	35/9,24	117x58x78/46x22x30	88	194	1
8.580.0002	Dynamic 45B	150	24V	1	450	540	1500-16145	30/7,9	35/9,24	117x58x78/46x22x30	74	163	1
8.580.0003	Dynamic 45B	150	24V	1	450	540	1500-16145	30/7,9	35/9,24	117x58x78/46x22x30	112	247	1
8.527.0003	Free EVO 50E	148	230V/50HZ	1	500	800	2000-21527	44/11,63	50/13,21	125x57x116/49,5x22,5x46	117	258	1





Midi-R

Comfort XXS

Comfort XS-R

Comfort S-R

Comfort M

Comfort L

Code	Model	Page	Power supply	Brushes	Scrubbing width	Squeegee width	Max working capacity	Solution tank capacity	Recovery tank capacity	Packaging	Weight	Weight	pcs x pallet
			V	n°	mm	mm	m²/h - ft²/h	l/gal	l/gal	L x l x H cm/inc	kg	lbs	n°
8.527.0004	Free EVO 50B	152	24V	1	500	800	2000-21527	44/11,63	50/13,21	125x57x116/49,5x22,5x46	83	183	1
8.527.0001	Free EVO 50B	152	24V	1	500	800	2000-21527	44/11,63	50/13,21	125x57x116/49,5x22,5x46	84	187	1
8.527.0010	Free EVO 50B	152	24V	1	500	800	2000-21527	44/11,63	50/13,21	125x57x116/49,5x22,5x46	138	304	1
8.527.0011	Free EVO 50BT	152	24V	1	500	800	2000-21527	44/11,63	50/13,21	125x57x116/49,5x22,5x46	87	187	1
8.527.0002	Free EVO 50BT	152	24V	1	500	800	2000-21527	44/11,63	50/13,21	125x57x116/49,5x22,5x46	88	191	1
8.527.0012	Free EVO 50BT	152	24V	1	500	800	2000-21527	44/11,63	50/13,21	125x57x116/49,5x22,5x46	142	313	1
8.525.1301	Next EVO 55BT	154	24V	1	550	800	2200-24210	55/14,52	65/17,17	142x72x123/56x28x48	133	293	1
8.525.1302	Next EVO 66BTA	154	24V	2	660	800	2640-28416	55/14,52	65/17,17	142x72x123/56x28x48	138	304	1
8.516.0406	Easy-R 50BT	156	24V	1	500	800	2250-24218	67/17,70	77/20,35	142x72x123/56x28x48	132	291	1
8.516.0407	Easy-R 55BT	156	24V	2	550	800	2475-26640	67/17,70	77/20,35	142x72x123/56x28x48	127	279	1
8.516.0415	Easy-R 66BT	156	24V	2	660	800	2970-31968	67/17,70	77/20,35	142x72x123/56x28x48	122	268	1
8.517.0105	Midi-R 75BT	158	24V	2	750	900	4275-46015	88/23,25	91/24,04	156x74x128/61x29x50	180	396	1
8.579.0001	Comfort XXS 66	160	24V	2	660	855	3250-34982	75/19,81	80/21,13	140x82x135/56x33x53	175	390	1
8.579.0002	Comfort XXS 66	160	24V	2	660	855	3250-34982	75/19,81	80/21,13	140x82x135/56x33x53	247	544	1
8.579.0011	Comfort XXS 66	160	24V	2	660	855	3250-34982	75/19,81	80/21,13	140x82x135/56x33x53	177	394	1
8.579.0033	Comfort XXS 66 IDS	162	24V	2	660	855	3250-34982	75/19,81	80/21,13	140x82x135/56x33x53	177	394	1
8.574.4001	Comfort XS-R 75 Essential	164	24V	2	750	900	3750-40364	110/29,06	130/34,34	152x97x154/59x39x61	217	478	1
8.574.4003	Comfort XS-R 85 Essential	164	24V	2	750	900	3750-40364	110/29,06	130/34,34	152x97x154/59x39x61	222	489	1
8.574.4101	Comfort XS-R 75 UP	166	24V	2	750	900	3750-40364	110/29,06	130/34,34	152x97x154/59x39x61	223	491	1
8.574.4103	Comfort XS-R 85 UP	166	24V	2	820	1000	6200-66000	110/29,06	130/34,34	152x97x154/59x39x61	229	504	1
8.575.0010	Comfort S-R 90	168	24V	2	900	1000	5740-61784	140/36,99	150/39,63	200x118x171/79x46x67	307	676	1
8.578.0004	Comfort M102	170	36V	2	1020	1250	7140-76854	200/52,84	210/55,48	200x118x171/79x46x67	386	850	1
8.572.0002	Comfort L122	172	36V	3	1220	1450	8540-91923	280/73,97	315/83,22	230x135x190/91x53x74	684	1507	1



### Sprinter



- Suitable to work in high congested areas like small shops, offices, kitchens, schools, hospitals, bars, gyms, restaurants
- Three controls for brush drive, washing and drying operations
- Double floor squeegee for both forward and reverse drying
- Sound pressure 68 dB (A)
- Min. working height required 200 mm
- Structure built with durable materials
- Suitable load on the brush for an optimal cleaning efficiency
- Detachable detergent/recovery tank
- Cable holder
- 7mt electric cable
- Non-marking wheels.

#### Standard equipment:



- 6.505.0002  
PP brush Ø 100 mm



- 6.505.0001  
Squeegee kit



- 5.509.0007  
Stationary plate

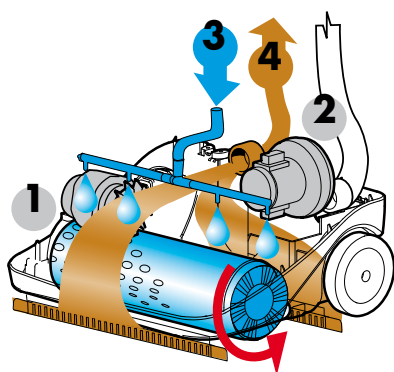


- 0.010.0034  
4 x 100 ml concentrated  
detergent



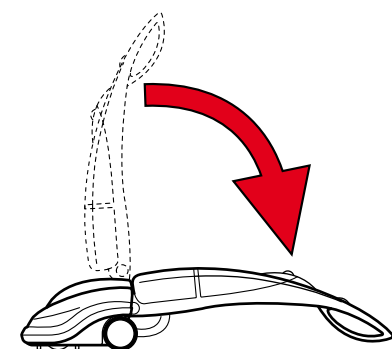
Watch the video on youtube:  
[www.youtube.com/lavorpro](http://www.youtube.com/lavorpro)

	Sprinter
code	8.501.0501
power supply	230 V - 50 Hz
scrubbing/squeegee width	290/320 mm
max working capacity	1015 m <sup>2</sup> /h
solution tank capacity	2.8 l/0.74 gal
recovery tank capacity	5.6 l/1.48 gal
traction	mechanical
RPM/pressure on the brushes	1000/7 kg/15,43 lbs
brush motor power	200 W
noise level dB (A)	68
depression/vacuum motor	1428 mmH <sub>2</sub> O/800 W
dimensions/weight	37 x 37 x 113 cm/13 kg



- 1) Brush motor
- 2) Vacuum motor
- 3) Detergent solution flow
- 4) Dirty liquid flow

Double squeegee for both forward and reverse washing and drying.  
PP brush suitable for most common floors (brush for carpet and moquette cleaning available).  
ABS shock-proof covers. Non-marking rubber wheels.



Minimum working height 200 mm, allowing perfect cleaning under furnitures, chairs, tables, beds, etc.  
The tilting handle makes easy and stressless the daily use of the machine.  
Large tank capacity avoiding frequent refilling of the unit

Cylindrical brush quick connection and release: the fitting and releasing of the brush does not require the use of tools. Ordinary cleaning and maintenance are simple and quick for anybody



## Optional accessories:




- 6.505.0009  
Carpet cleaning kit



- 4.512.0068  
Extension electric cord 15 m with Schuko plug

### Crystal Clean



- Suitable to work in high congested areas like small shops, offices, kitchens, schools, hospitals, bars, gyms, restaurants
- Max 90°C hot scrubbing
- Three controls for brush drive, washing and drying operations
- Double floor squeegee for both forward and reverse drying
- Sound pressure 68 dB (A)
- Min. working height required 200 mm
- Structure built with durable materials
- Suitable load on the brush for an optimal cleaning efficiency
- Detachable detergent/recovery tank
- Cable holder
- 10 mt electric cable
- Non-marking wheels.

#### Standard equipment:



- 6.505.0002  
PP brush Ø 100 mm



- 5.509.0394  
Soft brush Ø 100 mm



- 6.505.0001  
Squeegee kit



- 5.509.0007  
Stationary plate



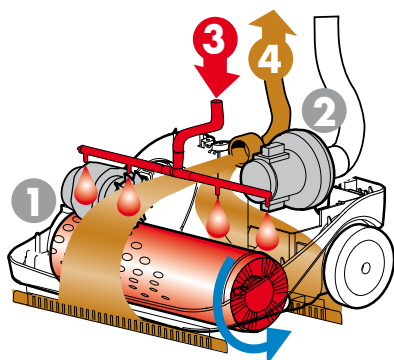
- 0.010.0034  
4 x 100 ml concentrated detergent



Watch the video on youtube:  
[www.youtube.com/lavorpro](http://www.youtube.com/lavorpro)

	Crystal Clean
code	8.501.0508
power supply	230 V - 50 Hz
scrubbing/squeegee width	290/320 mm
max working capacity	1015 m <sup>2</sup> /h
solution tank capacity	2.8 l/0.74 gal
recovery tank capacity	5.6 l/1.48 gal
traction	mechanical
RPM/pressure on the brushes	1000/7 kg/15,43 lbs
brush motor power	200 W
noise level dB (A)	68
depression/vacuum motor	1428 mmH <sub>2</sub> O/800 W
dimensions/weight	37 x 37 x 113 cm/13 kg





- 1) Brush motor
- 2) Vacuum motor
- 3) Hot water with detergent solution flow
- 4) Dirty liquid flow



### Optional accessories:

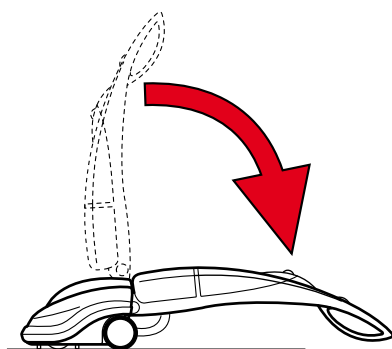


- 6.505.0009  
Carpet cleaning kit



- 4.512.0068  
Extension electric cord 15 m  
with Schuko plug

Double squeegee for both forward and reverse washing and drying.  
PP brush suitable for most common floors and soft brush for carpet and moquette cleaning. Hot water cleaning for a faster and perfect removal of the most common organic dirt (grease, mud, oil, etc.)



Minimum working height 200 mm, allowing perfect cleaning under furnitures, chairs, tables, beds, etc.  
The tilting handle makes easy and stressless the daily use of the machine.  
Large tank capacity avoiding frequent refilling of the unit

Cylindrical brush quick connection and release: the fitting and releasing of the brush does not require the use of tools. Ordinary cleaning and maintenance are simple and quick for anybody



### Ready



LEVEL



**NEW**



LI-ION battery



- 2 x 0.105.0102  
Grey Brush (universal, all-purpose for all types of flooring)



- 0.105.0103  
Kit squeegee dual - assembled
- 0.105.0104  
Kit squeegee mono - not assembled



- 0.105.0106 Li-ION battery



- 0.105.0105  
Battery Charger  
(V 110/115/240  
50/60 Hz)

- Ready: washes, sweeps and dries in both working directions.
- High cleaning performance thanks to the dual contra-rotating cylindrical brushes.
- Key features: sweeping action, bi-directional drying, multi-surface capabilities (including carpets and rugs).
- "Start-stop" safety handle.
- Lightweight (only 15Kg) and easy to handle, cleaning the floor has never been less tiring.
- Maintenance and lubrication free
- Low running noise <70 dB

#### Ready 32B

code	0.008.0004
power supply	36V (battery and charger included)
scrubbing/squeegee width	320/340 mm
max working capacity	1500 m <sup>2</sup> /h
solution tank capacity	3,5 l/0.92 gal
recovery tank capacity	6,0 l/1.59 gal
traction	mechanical
RPM/pressure on the brushes	650/17 kg/37.50 lbs
brush motor power	200 W
noise level dB (A)	<70
depression/vacuum motor	1000 mmH <sub>2</sub> O/100 W
dimensions/weight	49x41x112 cm/15 Kg



Dual contra-rotating cylindrical brushes offer up to 40% more cleaning performance in a single pass, significantly increasing productivity. The machine features a safety handle for switching it on and off instantaneously. Flexibility of use thanks to the bi-directional handle and floor squeegee which allow

the machine to be used in any working direction. Sweeping function thanks to the dual contra-rotating cylindrical brushes, combined with a special "mechanical" recovery system, Ready washes, sweeps and dries at the same time. Multi-surface use thanks to dual brushes, has been designed



for use on all floor surfaces, including carpets and rugs: it is suited for wood, cotto, ceramic floor tiles, stone, marble, textured flooring, bolted rubber flooring, carpet tiles and carpets with ease.

The perfect balance: the centrally mounted motor and tank ensure a perfect balance, the essential

prerequisite for light weight and good handling in all conditions. Completely protected components: the only fully sealed machine: no water, dust or residue of any kind can get into it.



### Optional accessories:



- 2 x 0.105.0108  
Black Brush (hard, all-purpose for hard floor, moquettes)



- 0.105.0107 Fast charger



### Quick



LEVEL



CHARGER



#### Standard equipment:



- 5.511.1346  
PP brush Ø 360 mm - 14"



- 4.508.1100  
Front squeegee blade  
L.537 mm - Th. 1,5 mm
- 4.508.1101  
Rear squeegee blade  
L.590 mm - Th. 2,5 mm



- 0.108.0061  
On-board Battery charger  
12V 8A  
only for model code:  
8.518.0003



- 0.107.0061  
Maintenance free battery  
12V MFP 50  
65Ah C20/50Ah C-5  
only for model code:  
8.518.0003

- 0.108.0025  
Power cable 1,5 mt.  
for battery charger  
only for model code:  
8.518.0003

- Suitable to work in high congested areas like small shops, offices, kitchens, schools, hospitals, bars, gyms, restaurants
- Adjustable flow (automatic start-stop with solenoid valve) of the detergent solution depending on type of surface
- Brush with quick release
- Removable recovery tank
- Available in battery version (36B) with integrated battery charger with data memory and for any type of batteries
- Battery included
- Squeegee lifting lever
- Compact reclining handle with control switches
- Easy access and simple service of the components.



Watch the video on youtube:  
[www.youtube.com/lavorpro](http://www.youtube.com/lavorpro)

	Quick 36E	Quick 36B
code	8.518.0004	8.518.0003
power supply	220/240 V - 50/60 Hz	12 V (batteries and charger included)
scrubbing/squeegee width	360/460 mm	360/460 mm
max working capacity	1260 m <sup>2</sup> /h	1260 m <sup>2</sup> /h
solution tank capacity	11 l/2.91 gal	11 l/2.91 gal
recovery tank capacity	12-13 l/3.2 gal	12-13 l/3.2 gal
traction	mechanical	mechanical
RPM/pressure on the brushes	130/25 kg/55 lbs	145/22 kg/48,5 lbs
brush motor power	370 W	250 W
detergent solution system	solenoid valve	solenoid valve
depression/vacuum motor	850 mmH <sub>2</sub> O/400 W	650 mmH <sub>2</sub> O/180 W
dimensions/weight	120x43x97 cm/49kg	120x43x97 cm/57kg



The unit can be supplied mains (15 m optional extension cable available) or battery powered. Reclining handle: fit on any operator's height and allowing the perfect cleaning also on 90° corners. Shock-absorbing covers, simple cleaning of the recovery tank, non marking wheels.

Easy access to mechanical parts (easy maintenance of each component), removable recovery tank without tools.



### Optional accessories:



- 0.107.0050 Battery AGM 12V 55Ah



- 0.108.0051 Booster battery charger



- 4.508.1058 Polyurethane front blade L.537 TH. 2,5
- 4.508.1059 Polyurethane rear blade L.590 TH. 3



- 5.511.1413 Tynex brush Ø 360 mm-14"
- 5.511.1411 PP 0,3 brush Ø 360 mm-14"
- 5.511.1412 PES brush Ø 360 mm-14"



- 5.511.1129 EWU pad driver Ø 360mm-14"



- 6.508.0143 Abrasive pad Ø 381 mm-15" - beige (5 pcs.)
- 6.508.0144 Abrasive pad Ø 381 mm-15" - green (5 pcs.)
- 6.508.0141 Abrasive pad Ø 381 mm-15" - black (5 pcs.)



- 4.512.0068 Extension electric cord 15 m with Schuko plug



User friendly analogic control panel. Control lever for brush operation and detergent water outflow. General ON/OFF switch, brush and vacuum motor switch, solenoid valve operation switch.

Parabolic squeegee, easy rubber blades replacement. The floating brush plate and squeegee grant the right cleaning pressure on any type of floor.



### Dart



**NEW**



**LEVEL**



#### Standard equipment:



- 5.511.2151  
PP brush Ø 360 mm - 14"



- 4.508.1100  
Front squeegee blade  
L.537 mm - Th. 1,5 mm
- 4.508.1101  
Rear squeegee blade  
L.590 mm - Th. 2,5 mm



- 0.108.0076  
On-board Battery charger  
only for model code:  
8.581.0002  
8.581.0003



- 2x 0.107.0083  
AGM NP3312 12 V 33 Ah  
C20/28 Ah C5 (only for  
model code: 8.581.0003)

- Ideal for small and medium floors up to 1260 sqm, especially when congested by people or furnishing like in wellness centres, gyms, car showroom, retail shops, hospitals and schools.
- Automatic brush attachment, discharge and delayed cut-off.
- Narrow body with both side brush protrusion and 300° squeegee spin.
- Tool less removable recovery tank with large visual inspection window and stretchable discharge hose.
- Adjustable driving handle with dead man switches, soft touch controls and diagnosis (Eco Energy mode and battery low level automatic cut-off for DC version).
- Clean water tank level indicator • Large non marking working wheels and sturdy rear roller for displacements.

	Dart 36E	Dart 36B	Dart 36B
code	8.581.0001	8.581.0002	8.581.0003
power supply	220/240 V 50/60Hz	24V (battery charger included)	24V (batteries and charger included)
scrubbing/squeegee width	360/460 mm	360/460 mm	360/460 mm
max working capacity	1260 m <sup>2</sup> /h	1260 m <sup>2</sup> /h	1260 m <sup>2</sup> /h
solution tank capacity	15 l/3.96 gal	15 l/3.96 gal	15 l/3.96 gal
recovery tank capacity	16 l/4.23 gal	16 l/4.23 gal	16 l/4.23 gal
traction	mechanical	mechanical	mechanical
RPM/pressure on the brushes	130/18 kg/40 lbs	160/27 kg/60 lbs	160/27 kg/60 lbs
brush motor power	300 W	400 W	400 W
detergent solution system	solenoid valve	solenoid valve	solenoid valve
depression/vacuum motor	850 mmH <sub>2</sub> O/350 W	850 mmH <sub>2</sub> O/270 W	850 mmH <sub>2</sub> O/270 W
dimensions/weight	98x47x99 cm/57 kg	98x47x99 cm/46 kg	98x47x99 cm/70 kg





On/off switch protecting unintentional use.  
Protection against overloads, battery discharge abuse (DC only) and undesired run.  
Convenient one switch maintenance over the brush.  
Eco Energy setting for extensive working time and extremely quiet operations (DC only).

Accessible on-board charger (DC only, when provided), far away from sprays.  
Time saving convenient foot operating squeegee lift.  
Handle can be easily adjusted to fit comfort of operators even in narrow spaces.



Easy access and handling to clean recovery tank and floater.  
Less downtimes due to simple maintenance and construction  
Great visibility and cleaning capability on hard to reach edges on both sides of the brush.


Extensive squeegee spin for easy blade replacement and perfect suction even on corners  
Easy setting and automatic solution release to save chemical and fit different floor conditions.  
High stability and capability to overtake small steps.



### Optional accessories:



- 5.511.2169 Tynex brush Ø 360 mm-14"
- 5.511.2171 PP 0,3 brush Ø 360 mm-14"
- 5.511.2170 PES brush Ø 360 mm - 14"



- 5.511.0543 EWU pad driver Ø 360 mm-14"



- 6.508.0143 Abrasive pad Ø 381 mm-15" - beige
- 6.508.0144 Abrasive pad Ø 381 mm-15" - green
- 6.508.0141 Abrasive pad Ø 381 mm-15" - black



- 4.512.0068 Extension electric cord 15 m with Schuko plug (Dart 36 E)

### Dynamic



LEVEL



- Ideal for small and medium floors up to 1600sqm, especially when congested by people or furnishing like in wellness centres, gyms, car showroom, retail shops, hospitals and schools.
- Automatic brush attachment, discharge and delayed cut-off.
- Adjustable solution release with automatic cut-off.
- Narrow body with both side brush protrusion and 300° squeegee spin.
- Tool less removable recovery tank with large visual inspection window and stretchable discharge hose.
- Adjustable driving handle with dead man switches, soft touch controls and diagnosis (Eco Energy mode and battery low level automatic cut-off for DC version).
- Large non marking working wheels and sturdy rear roller for displacements.

#### Standard equipment:



- 5.511.1941  
PP brush Ø 430 mm - 17"



- 4.508.1319 Front squeegee blade Shore 40 Th. 2,5 mm
- 4.508.1320 Rear squeegee blade Shore 40 Th. 3,0 mm



- 0.108.0073  
On-board Battery charger 24V 10A  
(only for model code: 8.580.0002/8.580.0003)



- 2 x 0.107.0061  
Maintenance free battery 12V MFP 50 65Ah C20/50Ah C-5  
only for model code: 8.580.0003



Watch the video on youtube:  
[www.youtube.com/lavorpro](http://www.youtube.com/lavorpro)

	Dynamic 45E	Dynamic 45B	Dynamic 45B
code	8.580.0001	8.580.0002	8.580.0003
power supply	230V 50Hz	24V (battery charger included)	24V (batteries and charger included)
scrubbing/squeegee width	450/540 mm	450/540 mm	450/540 mm
max working capacity	1600 m <sup>2</sup> /h	1600 m <sup>2</sup> /h	1600 m <sup>2</sup> /h
solution tank capacity	30 l/7.92 gal	30 l/7.92 gal	30 l/7.92 gal
recovery tank capacity	32-35 l/8.45 - 9.24 gal	32-35 l/8.45 - 9.24 gal	32-35 l/8.45 - 9.24 gal
traction	mechanical	mechanical	mechanical
RPM/pressure on the brushes	145/32 kg/70,5 lbs	145/32 kg/70,5 lbs	145/32 kg/70,5 lbs
brush motor power	300 W	400 W	400 W
detergent solution system	solenoid valve	solenoid valve	solenoid valve
depression/vacuum motor	1200 mmH <sub>2</sub> O/700 W	1200 mmH <sub>2</sub> O/400 W	1200 mmH <sub>2</sub> O/400 W
dimensions/weight	117x58x78 cm/66 kg	117x58x78 cm/53 kg	117x58x78 cm/94 kg



On/off switch protecting unintentional use.  
Protection against overloads, battery discharge abuse (DC only) and undesired run.  
Convenient one switch maintenance over the brush.  
Eco Energy setting for extensive working time and extremely quiet operations (DC only).

Accessible on-board charger (DC only, when provided), far away from sprays.  
Time saving convenient foot operating squeegee lift.  
Handle can be easily adjusted to fit comfort of operators even in narrow spaces.



Easy access and handling to clean recovery tank and floater.  
Less downtimes due to simple maintenance and construction  
Great visibility and cleaning capability on hard to reach edges on both sides of the brush.



Extensive squeegee spin for easy blade replacement and perfect suction even on corners  
Easy setting and automatic solution release to save chemical and fit different floor conditions.  
High stability and capability to overtake small steps.




### Optional accessories:



- 2 x 0.107.0050 Battery AGM 12V 55Ah



- 5.511.1942 Tynex brush Ø 430 mm-17"
- 5.511.1943 PP 0,3 brush Ø 430 mm-17"
- 5.511.1944 PES brush Ø 430 mm - 17"



- 5.511.0229 EWU pad driver Ø 430 mm-17"



- 6.508.0032 Abrasive pad Ø 430 mm-17" - beige (5 pcs.)
- 6.508.0039 Abrasive pad Ø 430 mm-17" - green (5 pcs.)
- 6.508.0046 Abrasive pad Ø 430 mm-17" - black (5 pcs.)



- 4.512.0068 Extension electric cord 15 m with Schuko plug



### Free Evo



LEVEL



- Very compact scrubbing machines suitable to work for the maintenance cleaning of limited-size areas (up to 1.500 m<sup>2</sup>)
- Especially suitable for cleaning: car shops, sales points, gym, health care
- Control panel with operator presence safety system
- Low level battery indicator: brush/vacuum and traction progressive cut off
- Solution water filter and solenoid valve
- Easy access to the battery compartment
- Quick drain and easily inspectable recovery tank
- Non-marking wheels
- Roto-molded polyethylene tanks, shock and acid resistant
- The lower tank also serves as battery compartment
- Low noise operation thanks to the protected positioning of vacuum motor.

#### Standard equipment:



- 5.511.2167  
PP brush Ø 483 mm - 19"



- 4.508.X468  
Front squeegee blade L.830 mm Shore 40 Th. 2.5 mm
- 4.508.X467  
Rear squeegee blade L.870 mm Shore 40 Th. 3 mm



- 0.108.0042  
On-board Battery charger 24V 10A  
only for model code:  
8.527.0001 - 8.527.0002  
8.527.0010 - 8.527.0012



- 2 x 0.107.0054  
Maintenance free battery 12V 75Ah BT DC 5.5  
only for model code:  
8.527.0010 - 8.527.0012

#### Other available versions:

- 8.527.0010 - Free Evo 50B with batteries and battery charger
- 8.527.0012 - Free Evo 50BT with batteries and battery charger



Watch the video on youtube:  
[www.youtube.com/lavorpro](http://www.youtube.com/lavorpro)

	Free Evo 50E	Free Evo 50B	Free Evo 50B	Free Evo 50BT	Free Evo 50BT
code	8.527.0003	8.527.0004	8.527.0001	8.527.0011	8.527.0002
power supply	230 V - 50 Hz	24V	24V (battery charger included)	24V	24V (battery charger included)
scrubbing/squeegee width	500/800 mm	500/800 mm	500/800 mm	500/800 mm	500/800 mm
max working capacity	2000 m <sup>2</sup> /h	2000 m <sup>2</sup> /h	2000 m <sup>2</sup> /h	2000 m <sup>2</sup> /h	2000 m <sup>2</sup> /h
solution tank capacity	44 l/11,63 gal	44 l/11,63 gal	44 l/11,63 gal	44 l/11,63 gal	44 l/11,63 gal
recovery tank capacity	50-60 l/13,21-16 gal	50-60 l/13,21-16 gal	50-60 l/13,21-16 gal	50-60 l/13,21-16 gal	50-60 l/13,21-16 gal
traction/traction motor	mechanical	mechanical	mechanical	automatic/150W	automatic/150W
RPM/pressure on the brushes	145/20 kg/44 lbs	145/20 kg/44 lbs	145/20 kg/44 lbs	145/20 kg/44 lbs	145/20 kg/44 lbs
brush motor power	550W	550W	550W	550W	550W
detergent solution system	solenoid valve	solenoid valve	solenoid valve	solenoid valve	solenoid valve
depression/vacuum motor	1700 mmH <sub>2</sub> O/800W	1280mmH <sub>2</sub> O/400W	1280 mmH <sub>2</sub> O/400W	1280 mmH <sub>2</sub> O/400W	1280 mmH <sub>2</sub> O/400W
dimensions/weight	116x46x98cm/95 kg	116x51x98cm/62 kg	116x51x98cm/63 kg	116x51x98cm/66 kg	116x51x98cm/67 kg



Powerful gearmotor; metal brush plate with integrated plastic splash guard/bumper.

## Optional accessories:



- 2 x 0.107.0002  
Tubular battery Pb-acid  
12V 118Ah C5




- 2 x 0.107.0063  
GEL Battery 12 MFP 105  
12V 105Ah C5



- 4.508.1178 Polyurethane  
front blade L.830 TH. 3
- 4.508.1177 Polyurethane  
rear blade L.870 TH. 4



- 5.511.1098  
Tynex brush Ø 483 mm-19"
- 5.511.1128  
PP 0,3 brush Ø 483 mm-19"
- 5.511.1206  
PES brush Ø 483 mm - 19"



- 5.511.1099  
EWU pad driver Ø 483  
mm-19"



- 6.508.0034  
Abrasive pad Ø 483 mm-19"  
- beige (5 pcs.)
- 6.508.0041  
Abrasive pad Ø 483 mm-19"  
- green (5 pcs.)
- 6.508.0048  
Abrasive pad Ø 483 mm-19"  
- black (5 pcs.)



- 4.512.0068  
Extension electric cord 15 m  
with Schuko plug

The outflow of the detergent solution is controlled by a solenoid valve. The actuation of the solenoid valve is operated by the control lever, avoiding the detergent solution outflow when the brush is stopped during the interruptions of work.



Renovated squeegee with new pressure adjusting system. The squeegee blades are easily replaceable without the use of tools. Quick and easy squeegee coupling through the two large knobs; the squeegee is released without any damage in the event of accidental impact.

Easy and intuitive controls. The outflow of the cleaning solution is easily controlled using the mechanical lever placed on the control panel. Inspectable mesh filter to trap any existing solid body in the cleaning solution.



### Next Evo



LEVEL



- Designed for the maintenance and deep cleaning of large areas (up to 1.700 m<sup>2</sup>)
- Especially suitable for cleaning: car shops, sales points, gym, health care
- User friendly control panel
- Hour meter
- Automatic brush lifting (model 66BTA only)
- Fully accessible recovery water tank with visual inspection
- Automatic detergent measuring system
- Big size traction wheels
- Handle with control lever.

#### Standard equipment:



##### Next Evo 55

- 5.511.1113
- PP brush Ø 533 mm - 21"



##### Next Evo 66

- 2 x 5.511.1105
- PP brush Ø 330 mm - 13"



##### Next Evo 55

- 4.508.X468
- Front squeegee blade L.830 mm
- Shore 40 Th. 2.5 mm
- 4.508.X467
- Rear squeegee blade L.870 mm
- Shore 40 Th. 3 mm

##### Next Evo 66

- 4.508.1524
- Front squeegee blade L.860 mm
- Shore 33 Th. 4 mm
- 4.508.1523
- Rear squeegee blade L.900 mm
- Shore 40 Th. 4 mm



- 0.108.0059
- On-board Battery charger
- 24V 12A
- only for model code:
- 8.525.1301
- 8.525.1302



Watch the video on youtube:  
[www.youtube.com/lavorpro](http://www.youtube.com/lavorpro)

	Next Evo 55BT	Next Evo 55BT	Next Evo 66BTA	Next Evo 66BTA
code	8.525.1312	8.525.1301	8.525.1313	8.525.1302
power supply	24V	24V (battery charger included)	24V	24V (battery charger included)
scrubbing/squeegee width	550/800 mm	550/800 mm	660/800 mm	660/800 mm
max working capacity	2200 m <sup>2</sup> /h	2200 m <sup>2</sup> /h	2640 m <sup>2</sup> /h	2640 m <sup>2</sup> /h
solution tank capacity	55 l/14.5 gal	55 l/14.5 gal	55 l/14.5 gal	55 l/14.5 gal
recovery tank capacity	55-65 l/14.52-17.17 gal	55-65 l/14.52-17.17 gal	55-65 l/14.52-17.17 gal	55-65 l/14.52-17.17 gal
traction/traction motor	automatic/200W	automatic/200W	automatic/200W	automatic/200W
RPM/pressure on the brushes	165/30 kg/66 lbs	165/30 kg/66 lbs	175/33 kg/72 lbs	175/33 kg/72 lbs
brush motor power	550 W	550 W	2 x 400 W	2 x 400 W
detergent solution system	solenoid valve	solenoid valve	solenoid valve	solenoid valve
depression/vacuum motor	1200 mmH <sub>2</sub> O/400 W	1200 mmH <sub>2</sub> O/400 W	1200 mmH <sub>2</sub> O/400 W	1200 mmH <sub>2</sub> O/400 W
dimensions/weight	128x71x106 cm/106 kg	128x71x106 cm/106 kg	128x71x106 cm/110 kg	128x71x106 cm/110 kg





User friendly analogic control panel. Control lever for brush operation and detergent water outflow. ON/OFF and battery cutout key switch, brush and vacuum motor switch, detergent regulation device. Thermal circuit breaker to protect vacuum motor and brush motor, battery charge level indicator. Hour meter, clean water tank

level indicator. Detergent regulation device. Recovery tank drain hose with adjustable flow system. Automatic brush lifting (only model 66BTA).



Automatic detergent dosing system (only for model code: 8.525.1301 - 8.525.1302) Fully accessible recovery water tank with visual inspection. Easy access to the recovery tank. Easy access and simple service of the components without use of tools.

Battery trolley for a quick and easy battery change (only for model code: 8.525.1301 - 8.525.1302). Big size wheels for better maneuverability and effortless use.



### Optional accessories:



- 2 x 0.107.0002  
Tubular battery Pb-acid  
12V 118Ah C5



- 2 x 0.107.0063  
GEL Battery 12 MFP 105  
12V 105Ah C5




- 0.108.0078  
Battery Charger 24V 13A  
220-240/50-60



- 4.508.1178 Polyurethane  
front blade L.830 TH. 3
- 4.508.1177 Polyurethane  
rear blade L.870 TH. 4
- 4.508.1526 Polyurethane  
front blade L.860 TH. 4
- 4.508.1525 Polyurethane  
rear blade L.900 TH. 4



- 5.511.1114  
Tynex brush Ø 533 mm-21"
- 5.511.1106  
Tynex brush Ø 330 mm-13" 2x
- 5.511.1794  
PP brush Ø 533 mm-21"
- 5.511.1255  
PP 0,3 brush Ø 330 mm-13" 2x
- 5.511.1207  
PES brush Ø 533 mm-21"
- 5.511.1202  
PES brush Ø 330 mm-13" 2x



- 5.511.1115  
EWU pad driver Ø 533mm-21"
- 2x 5.511.1107  
EWU pad driver Ø 330mm-13"



(5 pcs package)

- 6.508.0035 - Ø 533 mm-21"- beige
- 6.508.0042 - Ø 533 mm-21"- green
- 6.508.0049 - Ø 533 mm-21"- black
- 6.508.0030 - Ø 340 mm-13"- beige
- 6.508.0037 - Ø 340 mm-13"- green
- 6.508.0044 - Ø 340 mm-13"- black

### Easy-R



#### Standard equipment:

##### Easy-R 50BT

- 5.511.2167  
PP brush Ø 483 mm - 19"



##### Easy-R 55BT

- 2 x 5.511.1101  
PP brush Ø 275 mm - 10"



##### Easy-R 66BT

- 2 x 5.511.1105  
PP brush Ø 330 mm - 13"



- 4.508.X468  
Front squeegee blade L.830 mm  
Shore 40 Th. 2.5 mm
- 4.508.X467  
Rear squeegee blade L.870 mm  
Shore 40 Th. 3 mm



- Suitable to work for the maintenance and deep cleaning of large areas (up to 2.200 m<sup>2</sup>)
- User friendly control panel: forward speed setting, scrubbing and vacuuming selectors, battery charge indicator, traction direction indicator, key main switch
- Large handle with traction driving lever for forward and backward directions
- Self levelling brush plate
- Cover removable without tools provided with self locking system
- Quick vacuum motor and filter inspection, without tools
- Detergent solution tank with large opening protected by quick locking cap
- Parking brake directly on the wheel
- Non-marking wheels
- Easy squeegee regulation without tools
- Movable shock-proof squeegee
- Hour meter and solenoid valve.



Watch the video on youtube:  
[www.youtube.com/lavorpro](http://www.youtube.com/lavorpro)

	Easy-R 50BT	Easy-R 55BT	Easy-R 66BT
code	8.516.0406	8.516.0407	8.516.0415
power supply	24V	24V	24V
scrubbing/squeegee width	500/800 mm	550/800 mm	660/800 mm
max working capacity	2250 m <sup>2</sup> /h	2475 m <sup>2</sup> /h	2970 m <sup>2</sup> /h
solution tank capacity	67 l/17.70 gal	67 l/17.70 gal	67 l/17.70 gal
recovery tank capacity	75-95 l/20.35-25 gal	75-95 l/20.35-25 gal	75-95 l/20.35-25 gal
traction/traction motor	automatic/200W	automatic/200W	automatic/200W
RPM/pressure on the brushes	150/35 kg/77.16 lbs	150/45 kg/99.20 lbs	150/24 kg/52.91 lbs
brush motor power	600 W	600 W	600 W
detergent solution system	solenoid valve	solenoid valve	solenoid valve
depression/vacuum motor	1280 mmH <sub>2</sub> O/400W	1280 mmH <sub>2</sub> O/400W	1280 mmH <sub>2</sub> O/400W
dimensions/weight	135x56x102 cm/101 kg	135x56x102 cm/100 kg	135x56x102 cm/93 kg



User friendly control panel. Speed adjustment selectors. General ON/OFF and key switch, brush and vacuum motor switch. Thermal circuit breaker to protect vacuum motor and brush motor, battery level control, hour meter.

Easy access to battery and vacuum motor compartment, without using tools. Large tank capacity, at the top in the category (67 l). 2 x 12V -118 Ah C5 batteries to grant long work autonomy, up to 3 hours.



Control lever for brush operation and detergent water outflow. Recovery tank drain hose. Quick fitting battery charger plug.

Heavy duty 15 mm steel monobloc brush plate. Great pressure on the floor for a deep cleaning even on the toughest dirt. Self levelling system. Solenoid valve to stop the detergent water outflow during the work interruptions.



### Optional accessories:



- 2 x 0.107.0002  
Tubular battery Pb-acid  
12V 118Ah C5



- 2 x 0.107.0063  
GEL Battery 12 MFP 105  
12V 105Ah C5



- 0.108.0078  
Battery Charger 24V 13A  
220-240/50-60



- 5.511.1494  
On-board Battery charger  
kit - 24V - 12A



- 4.508.1178 Polyurethane  
front blade L.830 TH. 3
- 4.508.1177 Polyurethane  
rear blade L.870 TH. 4




- 5.511.1098 Tynex brush Ø  
483 mm-19"
- 2x 5.511.1102  
Tynex brush Ø 275 mm-10"
- 2x 5.511.1106  
Tynex brush Ø 330 mm-13"



- 5.511.1128  
PP 0,3 brush Ø 483 mm-19"
- 2x 5.511.1254  
PP 0,3 brush Ø 275 mm-10"
- 2x 5.511.1255  
PP 0,3 brush Ø 330 mm-13"



- 5.511.1206  
PES brush Ø 483 mm - 19"
- 2x 5.511.1201  
PES brush Ø 275 mm-10"
- 2x 5.511.1202  
PES brush Ø 330 mm-13"



- 5.511.1099  
EWU pad driver Ø 483mm-19"
- 2x 5.511.1103  
EWU pad driver Ø 275mm-10"
- 2x 5.511.1107  
EWU pad driver Ø 330mm-13"



(5 pcs package)

- 6.508.0034 - Ø 483 mm-19"- beige
- 6.508.0041 - Ø 483 mm-19"- green
- 6.508.0048 - Ø 483 mm-19"- black
- 6.508.0095 - Ø 280 mm-11"- beige
- 6.508.0096 - Ø 280 mm-11"- green
- 6.508.0097 - Ø 280 mm-11"- black
- 6.508.0030 - Ø 340 mm-13"- beige
- 6.508.0037 - Ø 340 mm-13"- green
- 6.508.0044 - Ø 340 mm-13"- black




### Midi-R



#### Standard equipment:

##### Midi-R 75BT

- 2 x 5.511.1168  
PP brush Ø 360 mm - 14"



- 4.508.0646  
Front squeegee blade L.925 mm  
Shore 40 Th. 3 mm
- 4.508.0605  
Rear squeegee blade L.1015 mm  
Shore 30 Th. 4 mm

- Capable to work for the maintenance and deep cleaning of large areas (up to 2.600 m<sup>2</sup>)
- User friendly control panel: forward speed setting, scrubbing and vacuuming selectors, battery charge indicator, traction direction indicator, key main switch
- Large handle with traction driving lever for forward and backward directions
- Self levelling brush plate
- Cover removable without tools
- Quick vacuum motor and filter inspection, without tools
- Detergent solution filter
- Detergent solution tank provided with large opening protected by quick locking cap.

	Midi-R 75BT
code	8.517.0105
power supply	24V
scrubbing/squeegee width	750/900 mm
max working capacity	4275 m <sup>2</sup> /h
solution tank capacity	88 l/23.25 gal
recovery tank capacity	91-95 l/24.04-25 gal
traction type/power	automatic/300 W
RPM - pressure on the brushes	150 - 48,5 kg/107.48 lbs
brush motor power	1000 W
detergent solution system	solenoid valve
depression/vacuum motor	1733 mmH <sub>2</sub> O/550 W
dimensions/weight	133x73x117 cm/150 kg




Easy access to battery and vacuum motor compartment, without using tools. Large capacity shock and acid proof polyethylene tanks (88 l) avoid frequent refilling and idle time. 4 x 6V -180 Ah C5 batteries granting continuous working time up to 4-5 hours.

Adjustable speed ensures high precision in cleaning congested areas with obstacles. Intuitive controls reduce operator's training time. Safety thermal breakers prevent motor problems in case of overheating or operator's misuse.



Heavy duty V-shaped squeegee ensures perfect drying of every type of floor, even with large joints. Non-marking wheels avoid marks after the drying. Completely adjustable to fit any surface.

Strong mechanical control levers for heavy duty use. Large size drain hose for a fast emptying and a better cleaning of the recovery tank. Quick fitting battery charger plug.



### Optional accessories:



- 4 x 0.107.0004  
Tubular battery Pb-acid  
6V 180Ah C20  
+ 2 x 5.511.0561 connection  
cable batteries



- 4 x 0.107.0072  
Gel battery 6 MFP 180  
6V 180Ah C5  
+ 2 x 5.511.0561 connection  
cable batteries



- 0.108.0080  
Battery Charger 24V 30A  
220-240/50-6



- 5.511.1495  
On-board Battery charger  
kit - 24V - 25A



- 4.508.0901 Polyurethane  
front blade L.925 TH.3 Sh.40
- 4.508.0900 Polyurethane  
rear blade L.1015 TH.4 Sh.40



- 2x 5.511.1246  
Tynex brush Ø 360 mm-14"

- 2x 5.511.1169  
PP 0,3 brush Ø 360 mm-14"

- 2x 5.511.1203  
PES brush Ø 360 mm - 14"



- 2x 5.511.1129  
EWU pad driver Ø 360 mm-14"



(5 pcs package)

- 6.508.0143 - Ø 380 mm-15" - beige
- 6.508.0144 - Ø 380 mm-15" - green
- 6.508.0141 - Ø 380 mm-15" - black

### Comfort XXS



Only codes  
8.579.0002  
8.579.0011



Only code  
8.579.0002

#### Standard equipment:



- 2 x 5.511.1789  
PP Brush Ø 330 mm - 13"



- 4.508.1619  
Front squeegee blade  
L.960 mm Th. 2,5 mm

- 4.508.1618  
Rear squeegee blade  
L.1000 mm Th. 3 mm



- 0.108.0054  
On-board Battery charger  
24V 20A  
(only for models code:  
8.579.0002 - 8.579.0011)



- 2 x 0.107.0063  
Gel battery 12V 105 A/C  
5/120A C20  
(only for model code:  
8.579.0002)

Designed for the maintenance and deep cleaning of large areas (up to 3200 m<sup>2</sup>.) with a very important reduction of cleaning cost. Very compact size and great maneuverability like walk behind models: suited for maintenance cleaning.

- 32 kg. of constant pressure on the brushes.
- Double counter rotating brush (66 cm of scrubbing width) obtaining better stability and constant pressure.
- Great working autonomy thanks to the possibility to use 4 batteries 6 V 240 Ah and to rear wheel-drive.
- Large load tank capacity (real load of 85 l. ), resulting in reduced numbers of stops and maximum use of battery for effective operation of the machine.
- Ergonomic steering wheel of new design with user friendly controls and digital display.
- Easy access to electrical components.
- Inspection cover for fast and easy cleaning and sanification of dirt water tank.
- Automatic device that stops brushes and detergent water outflow when the machine is stationary.
- Self-levelling brush plate.
- **Automatic detergent dosing system.**



Watch the video on youtube:  
[www.youtube.com/lavorpro](http://www.youtube.com/lavorpro)

	Comfort XXS 66 BT	Comfort XXS 66 BT	Comfort XXS 66 BT
code	8.579.0001	8.579.0011	8.579.0002
power supply	24V	24V (battery charger included)	24V (batteries and battery charger included)
scrubbing/squeegee width	660/855 mm	660/855 mm	660/855 mm
max working capacity	3250 m <sup>2</sup> /h	3250 m <sup>2</sup> /h	3250 m <sup>2</sup> /h
solution tank capacity	80 l/19.81 gal	80 l/19.81 gal	80 l/19.81 gal
recovery tank capacity	80-85 l/19.81-21.13 gal	80-85 l/19.81-21.13 gal	80-85 l/19.81-21.13 gal
traction	rear wheel-drive/400 W	rear wheel-drive/400 W	rear wheel-drive/400 W
RPM/pressure on the brushes	170/32 kg/70.54 lbs	170/32 kg/70.54 lbs	170/32 kg/70.54 lbs
brush motor power	2 X 400 W	2 X 400 W	2 X 400 W
max gradient empty/full tank	13%/10%	13%/10%	13%/10%
depression/vacuum motor	1300 mmH <sub>2</sub> O/400 W	1300 mmH <sub>2</sub> O/400 W	1300 mmH <sub>2</sub> O/400 W
dimensions/weight	123x63x121 cm/139 kg	123x63x121 cm/142 kg	123x63x121 cm/217 kg





Great working autonomy thanks to the possibility to use 4 batteries 6 V 180 Ah granting continuous working up. Possibility to use also 2 batteries 12V. Less battery consumption thanks to rear wheel-drive. Large load tanks made of shock and acid proof polyethylene (real load of 85 l.), avoiding frequent stop for refilling.

User friendly control panel. Steering wheel with digital controls and display. Squeegee and brush plate mechanical and user friendly lifting lever: min. maintenance cost training time for the users. Scrubbing unit with double brush with brush plate made of steel for a great pressure (32 Kg.) on the floor resulting in an easy and deep cleaning of any kind of dirt.



Rear wheel-drive on 2 wheels allows the machine to get over remarkable slopes. Detergent solution is cleansed by an external completely accessible filter, that holds any impurities, thus protecting the solenoid valve. The easy access to all internal components of XXS make it possible to reduce maintenance cost. Detergent tank 2lt.

The comfortable and ergonomic seat allows the operator to work effortless for a long time, improving productivity. Its very compact size make it perfect to work in small areas where walk behind models are usually used. The use of XXS makes working easier and quicker with a huge saving of time.



### Optional accessories:



- 4 x 0.107.0004  
Tubular battery Pb-acid  
6V 180Ah C20 + 2 x  
5.511.0561 connection cable  
batteries



- 4 x 0.107.0072  
Gel battery 6 MFP 180  
6V 180Ah C5 + 2 x  
5.511.0561 connection cable  
batteries



- 2 x 0.107.0002  
Tubular battery Pb-acid  
12V 118 Ah C5




- 0.108.0080  
Battery Charger 24V 30A  
220-240/50-6



- 4.508.1594 Polyurethane  
front blade L.960 TH.3 Sh.40
- 4.508.1596 Polyurethane  
rear blade L.1000 TH.4  
Sh.40



- 2 x 5.511.1106  
Tynex brush Ø 330 mm-13"
- 2 x 5.511.1255  
PP 0,3 brush Ø 330 mm-13"
- 2 x 5.511.1202  
PES brush Ø 330 mm - 13"



- 2 x 5.511.1107  
EWU pad driver  
Ø 330 mm-13"



- 6.508.0030 - Ø 340 mm -  
13"- beige (5 pcs.)
- 6.508.0037 - Ø 340 mm -  
13"- green (5 pcs.)
- 6.508.0044 - Ø 340 mm -  
13"- black (5 pcs.)



- 6.505.0062  
Flashing light

### Comfort XXS **IDS**



#### Standard equipment:



- 2 x 5.511.1789  
PP Brush Ø 330 mm - 13"



- 4.508.1619  
Front squeegee blade  
L.960 mm Th. 2,5 mm



- 4.508.1618  
Rear squeegee blade  
L.1000 mm Th. 3 mm



- 0.108.0054  
On-board Battery charger  
24V 20A



- 2 x 0.107.0063  
Gel battery 12V 105 A/C  
5/120A C20

#### • **IDS: Integrated Disinfection System**

- 2 adjustable nozzles with adjustable flow rate
- Combined disinfection system connected directly to the solution tank suitable for sanitizing large surfaces
- 32 kg. of constant pressure on the brushes.
- Double counter rotating brush (66 cm of scrubbing width) obtaining better stability and constant pressure.
- Great working autonomy thanks to the possibility to use 4 batteries 6 V 240 Ah and to rear wheel-drive.
- Large load tank capacity (real load of 85 l. ), resulting in reduced numbers of stops and maximum use of battery for effective operation of the machine.
- Ergonomic steering wheel of new design with user friendly controls and digital display.
- Easy access to electrical components.
- Inspection cover for fast and easy cleaning and sanitation of dirt water tank.
- Automatic device that stops brushes and detergent water outflow when the machine is stationary.
- Self-levelling brush plate.
- **Automatic detergent dosing system.**

\* It is possible to install IDS on standard machines if preset

#### Integrated Disinfection System



Comfort XXS 66 IDS	
code	8.579.0033
power supply	24V (batteries and battery charger included)
scrubbing/squeegee width	660/855 mm
max working capacity	3250 m <sup>2</sup> /h
solution tank capacity	80 l/19.81 gal
recovery tank capacity	80-85 l/19.81-21.13 gal
traction	rear wheel-drive/400 W
RPM/pressure on the brushes	170/32 kg/70.54 lbs
brush motor power	2 X 400 W
max gradient empty/full tank	13%/10%
depression/vacuum motor	1300 mmH <sub>2</sub> O/400 W
dimensions/weight	123x63x121 cm/217 kg





IDS: integrated sanitizing system:  
Maximum operational flexibility:  
the system allows sanitization  
to be carried out before, during  
and after the traditional surface  
washing.  
Separate function for chemical  
dosage.  
User friendly control panel.  
Steering wheel with digital controls  
and display

Squeegee and brush plate  
mechanical and user friendly  
lifting lever: min. maintenance  
cost training time for the users.  
Scrubbing unit with double brush  
with brush plate made of steel for  
a great pressure (32 Kg.) on the  
floor resulting in an easy and deep  
cleaning of any kind of dirt.



Rear wheel-drive on 2 wheels allows  
the machine to get over remarkable  
slopes. Detergent solution is  
cleansed by an external completely  
accessible filter, that holds any  
impurities, thus protecting the  
solenoid valve. The easy access to all  
internal components of XXS make it  
possible to reduce maintenance cost.  
Detergent tank 2lt.

The comfortable and ergonomic  
seat allows the operator to work  
effortless for a long time, improving  
productivity. Its very compact size  
make it perfect to work in small  
areas where walk behind models  
are usually used. The use of XXS  
makes working easier and quicker  
with a huge saving of time.



### Optional accessories:



- 4 x 0.107.0004  
Tubular battery Pb-acid  
6V 180Ah C20 + 2 x  
5.511.0561 connection cable  
batteries



- 4 x 0.107.0072  
Gel battery 6 MFP 180  
6V 180Ah C5 + 2 x  
5.511.0561 connection cable  
batteries



- 2 x 0.107.0002  
Tubular battery Pb-acid  
12V 118 Ah C5




- 0.108.0080  
Battery Charger 24V 30A  
220-240/50-6



- 4.508.1594 Polyurethane  
front blade L.960 TH.3 Sh.40
- 4.508.1596 Polyurethane  
rear blade L.1000 TH.4  
Sh.40



- 2 x 5.511.1106  
Tynex brush Ø 330 mm-13"
- 2 x 5.511.1255  
PP 0,3 brush Ø 330 mm-13"
- 2 x 5.511.1202  
PES brush Ø 330 mm - 13"



- 2 x 5.511.1107  
EWU pad driver  
Ø 330 mm-13"



- 6.508.0030 - Ø 340 mm -  
13"- beige (5 pcs.)
- 6.508.0037 - Ø 340 mm -  
13"- green (5 pcs.)
- 6.508.0044 - Ø 340 mm -  
13"- black (5 pcs.)



- 6.505.0062  
Flashing light



- 3.697.0083 **KILLVIR PLUS:**  
Multi-surface instant purifying  
API recommended against  
**Covid-19** | Source WHO  
- World Health Organization  
guideline



### Comfort XS-R Essential



STOP  
LEVEL



#### Standard equipment:




##### Comfort XS-R 75

- 2 x 5.511.1168  
PP brush Ø 360 mm - 14"



##### Comfort XS-R 85

- 2 x 5.511.1688  
PP brush Ø 430 mm - 17"



##### Comfort XS-R 75

- 4.508.0646  
Front squeegee blade L.925 mm  
Shore 40 Th. 3 mm
- 4.508.0605  
Rear squeegee blade L.1015 mm  
Shore 30 Th. 4 mm

##### Comfort XS-R 85

- 4.508.1196  
Front squeegee blade L.1027 mm  
Shore 40 Th. 3 mm
- 4.508.1195  
Rear squeegee blade L.1150 mm  
Shore 33 Th. 4 mm

- Capable to work for the maintenance and deep cleaning of large areas (up to 3.700 m<sup>2</sup>) with a very important reduction of cost of cleaning
- More than 50 kg of constant pressure on the brushes
- Large load tank capacity, resulting in reduced number of stops and maximum use of battery charge for effective operation of the machine
- Compact size (810 mm)
- Stability even when fully loaded, front independent wheeldrive with tight steering radius
- Recovery tank control window for cleaning and easy ordinary maintenance
- Easy access to electrical components
- Automatic device that stops brushes and detergent water outflow when the machine is stationary
- Self-levelling brushes.



Watch the video on youtube:  
[www.youtube.com/lavorpro](http://www.youtube.com/lavorpro)

	Comfort XS-R 75 Essential	Comfort XS-R 85 Essential
code	8.574.4001	8.574.4003
power supply	24V	24V
scrubbing/squeegee width	750/900 mm	850/1000 mm
max working capacity	3750 m <sup>2</sup> /h	4100 m <sup>2</sup> /h
solution tank capacity	110 l/29.05 gal	110 l/29.05 gal
recovery tank capacity	130-155 l/34.35-40.95 gal	130-155 l/34.35-40.95 gal
traction type/power	front motorwheel/600 W	front motorwheel/600 W
RPM/pressure on the brushes	170/50 kg/110.23 lbs	170/50 kg/110.23 lbs
brush motor power	2 x 400 W	2 x 400 W
max gradient empty/full tank	13%/10%	13%/10%
depression/vacuum motor	1300 mmH <sub>2</sub> O/400W	1300 mmH <sub>2</sub> O/400W
dimensions/weight	146x81x138 cm/184 kg	146x81x138 cm/187 kg



The detergent water tank serves as battery compartment, allowing the housing of great capacity batteries granting continuous working time up . Large capacity shock and acid proof polyethylene tank (110 l) improves productivity avoiding frequent refilling and idle time.

Simple and intuitive controls reduce operator's training time.

Easy mechanical brush plate and squeegee lifting system, for low maintenance costs. The enbloc brush plate apply a very high pressure (50 kg) to the floor, strongly and deeply removing any kind of dirt.



New control panel with digital controls and display. Digital display: with hour meter, battery charge level indicator, empty water tank level indicator, forward/reverse traction indicator. Speed control adjustment, horn, suction motor switch with delayed switch-off, brush plate lifting/lowering selector switch, brush motor switch.

The ergonomic and comfortable shape of the machine allows the operator to work effortless for a long time, improving productivity.



### Optional accessories:



- 4 x 0.107.0004  
Tubular battery Pb-acid  
6V 180Ah C5



- 4 x 0.107.0072  
GEL Battery 6 MFP 180  
6V 180Ah C5



- 0.108.0080  
Battery Charger 24V 30A  
220-240/50-6



- 5.511.1641  
On-board Battery charger  
kit - 24V - 20A




- 4.508.0901 Polyurethane  
front blade L.925 TH.3 Sh.40
- 4.508.0900 Polyurethane  
rear blade L.1015 TH.4 Sh.40

- 4.508.1251 Polyurethane  
front blade L.1027 TH.3
- 4.508.1252 Polyurethane  
rear blade L.1150 TH.4



- 2x 5.511.1246  
Tynex brush Ø 360 mm-14"
- 2x 5.511.1169  
PP 0,3 brush Ø 360 mm-14"
- 2x 5.511.1203  
PES brush Ø 360 mm - 14"

- 2x 5.511.1713  
Tynex brush Ø 430 mm-17"
- 2x 5.511.1711  
PP 0,3 brush Ø 430 mm-17"
- 2x 5.511.1712  
PES brush Ø 430 mm - 17"



- 2x 5.511.1592  
EWU pad driver Ø 380 mm-15"
- 2x 5.511.1095  
EWU pad driver Ø 430 mm-17"



- 6.508.0143 - Ø 380 mm - 15"- beige (5 pcs.)
- 6.508.0144 - Ø 380 mm - 15"- green (5 pcs.)
- 6.508.0141 - Ø 380 mm - 15"- black (5 pcs.)
- 6.508.0032 - Ø 430 mm - 17"- beige (5 pcs.)
- 6.508.0039 - Ø 430 mm - 17"- green (5 pcs.)
- 6.508.0046 - Ø 430 mm - 17"- black (5 pcs.)

### Comfort XS-R Up



STOP

LEVEL



CHARGER

#### Standard equipment:




##### Comfort XS 75 Up

- 2 x 5.511.1168  
PP brush Ø 360 mm - 14"



##### Comfort XS 85 Up

- 2 x 5.511.1688  
PP brush Ø 430 mm - 17"



##### Comfort XS 75 Up

- 4.508.0646  
Front squeegee blade L.925 mm  
Shore 40 Th. 3 mm
- 4.508.0605  
Rear squeegee blade L.1015 mm  
Shore 30 Th. 4 mm



##### Comfort XS 85 Up

- 4.508.1196  
Front squeegee blade L.1027 mm  
Shore 40 Th. 3 mm
- 4.508.1195  
Rear squeegee blade L.1150 mm  
Shore 33 Th. 4 mm

- 0.108.0054  
On-board Battery charger  
24V 20A  
(only for model code:  
8.574.4101 - 8.574.4103)

- Capable to work for the maintenance and deep cleaning of large areas (up to 4.000 m<sup>2</sup>) with a considerable reduction of cleaning costs
- More than 50 kg of constant pressure on the brushes
- Large load tank capacity, resulting in reduced number of stops and maximum use of battery charge for effective operation of the machine
- Compact size (810 mm)
- Stability even when fully loaded, front independent wheeldrive with tight steering radius
- Recovery tank control window for cleaning and easy ordinary maintenance
- Automatic brush plate lifting system
- Automatic squeegee lifting system
- Automatic squeegee lifting while reverse going
- Automatic device that stops brushes and detergent water outflow when the machine is stationary
- Antifoam device
- Self-levelling brushes
- Integrated on-board battery charger (only for model code: 8.574.4101 - 8.574.4103).



Watch the video on youtube:  
[www.youtube.com/lavorpro](http://www.youtube.com/lavorpro)

	Comfort XS-R 75 Up	Comfort XS-R 85 Up	Comfort XS-R 85 Up
code	8.574.4101	8.574.4114	8.574.4103
power supply	24V (battery charger included)	24V	24V (battery charger included)
scrubbing/squeegee width	750/900 mm	850/1000 mm	850/1000 mm
max working capacity	3750 m <sup>2</sup> /h	4100 m <sup>2</sup> /h	4100 m <sup>2</sup> /h
solution tank capacity	110 l/29.05 gal	110 l/29.05 gal	110 l/29.05 gal
recovery tank capacity	130-155 l/34.35-40.95 gal	130-155 l/34.35-40.95 gal	130-155 l/34.35-40.95 gal
traction type/power	front motorwheel/600 W	front motorwheel/600 W	front motorwheel/600 W
RPM/pressure on the brushes	170/50 kg/110.23 lbs	170/50 kg/110.23 lbs	170/50 kg/110.23 lbs
brush motor power	2 x 400 W	2 x 400 W	2 x 400 W
max gradient empty/full tank	13%/10%	13%/10%	13%/10%
depression/vacuum motor	1300 mmH <sub>2</sub> O/400W	1300 mmH <sub>2</sub> O/400W	1300 mmH <sub>2</sub> O/400W
dimensions/weight	146x81x138 cm/189 kg	146x81x138 cm/195 kg	146x81x138 cm/195 kg





The easy access to the recovery tank allows fast cleaning and sanitification of the tank; the tilting tank together with a large size drain hose allow the complete emptying of the tank and the removal of any type of solid dirt. The antifoam device protects suction motor, as well as the electronic floating switch that stops suction when the tank is full.

Comfort XS-R Up is equipped with actuators for the automatic lifting of the brush plate and squeegee. New control panel with digital controls and display. Digital display: with hour meter, battery charge level indicator, empty water tank level indicator and forward/reverse traction indicator. Speed control adjustment, horn, suction motor



switch with delayed switch-off, brush plate lifting/lowering selector switch, brush motor switch. All motors are protected by thermal breakers. The detergent water tank serves as battery compartment, allowing the housing of great capacity batteries. Battery charger and suction motor are placed the recovery tank; the housing of the

vacuum motor allows to drastically reduce the operating noise. The ergonomic and comfortable shape of the machine allows the operator to work effortless for a long time, improving productivity. Thanks to the compact dimensions the machine can work with agility even in narrow spaces.



### Optional accessories:



- 4 x 0.107.0004  
Tubular battery Pb-acid  
6V 180Ah C5



- 4 x 0.107.0072  
GEL Battery 6 MFP 180  
6V 180Ah C5




- 0.108.0080  
Battery Charger 24V 30A  
220-240/50-6



- 4.508.0901 Polyurethane  
front blade L.925 TH.3 Sh.40
- 4.508.0900 Polyurethane  
rear blade L.1015 TH.4 Sh.40
- 4.508.1251 Polyurethane  
front blade L.1027 TH.3
- 4.508.1252 Polyurethane  
rear blade L.1150 TH.4



- 2x 5.511.1246  
Tynex brush Ø 360 mm-14"
- 2x 5.511.1169  
PP 0,3 brush Ø 360 mm-14"
- 2x 5.511.1203  
PES brush Ø 360 mm - 14"
- 2x 5.511.1713  
Tynex brush Ø 430 mm-17"
- 2x 5.511.1711  
PP 0,3 brush Ø 430 mm-17"
- 2x 5.511.1712  
PES brush Ø 430 mm - 17"



- 2x 5.511.1592  
EWU pad driver Ø 380 mm-15"
- 2x 5.511.1095  
EWU pad driver Ø 430 mm-17"



- 6.508.0143 - Ø 380 mm -  
15"- beige (5 pcs.)
- 6.508.0144 - Ø 380 mm -  
15"- green (5 pcs.)
- 6.508.0141 - Ø 380 mm -  
15"- black (5 pcs.)
- 6.508.0032 - Ø 430 mm -  
17"- beige (5 pcs.)
- 6.508.0039 - Ø 430 mm -  
17"- green (5 pcs.)
- 6.508.0046 - Ø 430 mm -  
17"- black (5 pcs.)

### Comfort S-R



**STOP  
LEVEL**



#### Standard equipment:



- 2 x 5.511.1845  
PP brush Ø 457 mm - 18"



- 4.508.1196  
Front squeegee blade L.1027 mm  
Shore 40 Th. 3 mm
- 4.508.1195  
Rear squeegee blade L.1150 mm  
Shore 33 Th. 4 mm

- Suitable for maintenance and deep cleaning of medium and large areas (up to 4.500 m<sup>2</sup>) with a considerable reduction of cleaning costs
- More than 50 kg of constant pressure on the brushes
- Large load tank capacity, resulting in reduced number of stops and maximum use of battery charge for effective operation of the machine
- Stability even when fully loaded
- Front independent wheel-drive with tight steering radius
- Easy access to electrical components
- Automatic brush plate lifting system
- Automatic squeegee lifting system
- Automatic squeegee lifting while reverse going
- Automatic device that stops brushes and detergent water outflow when the machine is stationary
- Antifoam device
- Self-levelling brushes
- High-performance batteries resulting in high-working efficiency.



Watch the video on youtube:  
[www.youtube.com/lavorpro](http://www.youtube.com/lavorpro)

Comfort S-R 90	
code	8.575.0010
power supply	24V
scrubbing/squeegee width	900/1000 mm
max working capacity	6200 m <sup>2</sup> /h
solution tank capacity	140 l/36.99 gal
recovery tank capacity	150-180 l/39.6-47 gal
traction type/power	front motorwheel/1000 W
RPM/pressure on the brushes	150/50 kg/176 lbs
brush motor power	1250 W
max gradient empty/full tank	10%/7%
depression/vacuum motor	1734 mmH <sub>2</sub> O/550W
dimensions/weight	180x103x150 cm/264 kg



Quick lock recovery tank cap allows for fast and easy cleaning and sanitization of the tank; the tilting tank together with a large size drain hose allow the complete emptying of the tank and the removal of any type of solid dirt. The antifoam device protects suction motor, as well as the electronic floating switch that stops suction when the tank is full.

### Optional accessories:



- 0.107.0008  
Battery box Pb-acid  
24V 500Ah C5




- 0.107.0011  
Gel battery box  
24V 400Ah C5
- 0.108.0080  
Battery Charger 24V 30A  
220-240/50-6



- 4.508.1251 Polyurethane  
front blade L.1027 TH. 3
- 4.508.1252 Polyurethane  
rear blade L.1150 TH. 4



- 2x 5.511.1848  
Tynex brush Ø 457 mm-18"
- 2x 5.511.1849  
PP 0,3 brush Ø 457 mm-18"
- 2x 5.511.1847  
PES brush Ø 457 mm-18"



- 2x 5.511.1850  
EWU pad driver Ø 457 mm-18"




- 6.508.0150 - Ø 457 mm-18"-  
beige (5 pcs.)
- 6.508.0151 - Ø 457 mm-18"-  
green (5 pcs.)
- 6.508.0142 - Ø 457 mm-18"-  
black (5 pcs.)

Comfortable steering wheel.  
User friendly control panel,  
provided with hour meter, speed  
adjustment knob and detergent  
solution low level warning light.  
All motors are protected by  
thermal breakers.



50 kg of continuous brush plate  
pressure with Self Leveling  
System to strongly and deeply  
removing any kind of dirt on  
any kind of floor.  
Strong oil-proof polyurethane  
wheels.  
500 Ah C5 battery box  
allowing continuous working  
time up to 5 hours.

Built with strong components,  
Comfort S-R have been designed  
to resist even to extreme stresses;  
the frame is made of steel profiles  
with a thickness varying from 5  
to 12 mm, protected with a high  
resistance corrosion-proof paint.





### Comfort M



#### Standard equipment:



- 2 x 5.511.1097  
PP brush Ø 483 mm - 19"



- 4.508.0217  
Front squeegee blade L.1270 mm  
Shore 40 Th. 4 mm
- 4.508.0216  
Rear squeegee blade L.1345 mm  
Shore 33 Th. 6 mm

- Suitable for maintenance and deep cleaning of medium and large areas (up to 6.000 m<sup>2</sup>)
- More than 90/120 kg of constant pressure on the brushes
- Large load tank capacity, resulting in reduced number of stops and maximum use of battery charge for effective operation of the machine
- Stability even when fully loaded
- Front independent wheel-drive with tight steering radius
- Easy access to electrical components
- Automatic brush plate lifting system
- Automatic squeegee lifting system
- Automatic squeegee lifting while reverse going
- Automatic control system for brush rotation and detergent water outflow
- Antifoam device
- Self-levelling brush plate
- Hour meter
- High-performance batteries resulting in high-working efficiency.



Watch the video on youtube:  
[www.youtube.com/lavorpro](http://www.youtube.com/lavorpro)

#### Comfort M 102

code	8.578.0004
power supply	36V
scrubbing/squeegee width	1020/1250 mm
max working capacity	7140 m <sup>2</sup> /h
solution tank capacity	200 l/52.84 gal
recovery tank capacity	210-240 l/55.5-63.4 gal
traction type/power	front motorwheel/900 W
RPM/pressure on the brushes	150/120 kg/246 lbs
brush motor power	1500 W
max gradient empty/full tank	10%/8%
depression/vacuum motor	1800 mmH <sub>2</sub> O/550 W
dimensions/weight	190x112x145 cm/342 kg



The unique anti foam device dramatically reduces the foam generation and prevents it from touching the suction motor, thus protecting its operation. The electronic floating switch stops suction when the tank is full. Large tank opening for fast and easy cleaning and sanification.

The strong V-shaped floor squeegee made of steel profile is widely adjustable and allows to combine the operation of the rubber blades with the high suction power, to get a perfect drying result on every surface.

The special filter box retains solid debris and prevents the obstruction of the suction hose.



### Optional accessories:



- 0.107.0009  
Battery box Pb-acid  
36V 360Ah C5



- 0.107.0012  
Gel battery box  
36V 320Ah C5

- 0.108.0080  
Battery Charger 24V 30A  
220-240/50-6




- 4.508.1167 Polyurethane  
front blade L.1270 TH. 4
- 4.508.0897 Polyurethane  
rear blade L.1345 TH. 6



- 2x 5.511.1098  
Tynex brush Ø 483 mm-19"

- 2x 5.511.1128  
PP 0,3 brush Ø 483 mm-19"

- 2x 5.511.1206  
PES brush Ø 483 mm - 19"



- 2x 5.511.1099  
EWU pad driver Ø 483 mm-19"



- 6.508.0034 - Ø 483 mm -  
19"- beige (5 pcs.)
- 6.508.0041 - Ø 483 mm -  
19"- green (5 pcs.)
- 6.508.0048 - Ø 483 mm -  
19"- black (5 pcs.)



Comfort M scrubbers are easy to use thanks to the simple and user friendly controls. From the control panel the operator can adjust the maximum forward speed and the quantity of cleaning solution outflow, selecting the options most suitable to the dirt type. Job is simplified and made faster by the automatic lifting of the squeegee and of the brush plate.

Thanks to the optimal weight distribution and to the use of strong oil-proof polyurethane wheels the drive is perfect in all working conditions.

The emptying of the solution water tank is quick with a simple and easy accessible mechanical tap.



### Comfort L



**STOP  
LEVEL**



#### Standard equipment:



- 3 x 5.511.1109  
PP brush Ø 406 mm - 16"



- 4.508.0219  
Front squeegee blade L.1500 mm  
Shore 40 Th. 4 mm
- 4.508.0218  
Rear squeegee blade L.1580 mm  
Shore 33 Th. 6 mm

- Suitable for maintenance and deep cleaning of medium and large areas (up to 7.000 m<sup>2</sup>)
- More than 120-170 kg of constant pressure on the brushes
- 300 litres solution tank capacity allows exceptional autonomy and productivity
- Stability even when fully loaded
- Innovative traction system with three independent motor wheels controlled by electronic cards
- Easy access to electrical components Automatic brush plate lifting system
- Automatic squeegee lifting system
- Automatic squeegee lifting while reverse going
- Automatic control system for brush rotation and detergent water outflow
- Antifoam device
- Self-levelling brushes, hour meter, solenoid valve. High-performance batteries resulting in high-working efficiency.

Comfort L 122	
code	8.572.0002
power supply	36V
scrubbing/squeegee width	1220/1450 mm
max working capacity	8540 m <sup>2</sup> /h
solution tank capacity	280 l/73.97 gal
recovery tank capacity	315-340 l/83.2-89 gal
traction type/power	3-wheels drive/3 x 600 W
RPM/pressure on the brushes	150/170 kg/374 lbs
brush motor power	3 x 1000 W
max gradient empty/full tank	10%/8%
depression/vacuum motor	1800 mmH <sub>2</sub> O/600 W
dimensions/weight	222x130x169 cm/607 kg





Designed to perform the hardest work and to resist even to extreme stresses with maximum comfort; the frame is made of steel profiles with a thickness varying from 5 to 12 mm, protected with a high resistance corrosion-proof paint.

### Optional accessories:



- 0.107.0010  
Battery box Pb-acid  
36V 525 Ah C5
- 0.107.0013  
Gel battery box  
36V 400 Ah C5




- 0.108.0080  
Battery Charger 24V 30A  
220-240/50-6



- 4.508.1167 Polyurethane  
front blade L.1500 TH. 4
- 4.508.0897 Polyurethane  
rear blade L.1580 TH. 5



- 3x 5.511.1110  
Tynex brush Ø 406 mm-16"
- 3x 5.511.1120  
PP 0,3 brush Ø 406 mm-16"
- 3x 5.511.1204  
PES brush Ø 406 mm - 16"



- 3x 5.511.1111  
EWU pad driver Ø 406 mm-16"



- 6.508.0031 - Ø 406 mm -  
16"- beige (5 pcs.)
- 6.508.0038 - Ø 406 mm -  
16"- green (5 pcs.)
- 6.508.0045 - Ø 406 mm -  
16"- black (5 pcs.)

The unique anti foam device dramatically reduces the foam generation and prevents it from touching the suction motor, thus protecting its operation.  
The electronic floating switch stops suction when the tank is full.  
Large tank opening for fast and easy cleaning and sanification.



The cleaning solution tank with an exceptional capacity of 300 liters and the high autonomy of the battery ensure a productivity at the top of the range. The wide rear opening allows for an easy and quick refilling of the cleaning solution tank.

The motorwheels, designed and built by Lavor, grant optimal performances and exceptional reliability (over 30.000 hours). The innovative three-wheel drive system ensures perfect traction in every operating condition.  
The high power of the three motorwheels allows the machine to get over remarkable slopes.



### Is it better a petrol engine driven or a battery powered model?

The use of a petrol engine implies the presence of exhaust gasses and therefore the machine must be used only in outside areas or in areas where the operator is not exposed at such risk. The battery models can be used also inside. From the technical and qualitative point of view the sweepers do exactly the same cleaning task, but the petrol engine machine can work nonstop (it is only necessary to fill up the tank with petrol), while the electric models, once the battery is empty, need to be re-charged (an average of 8-10 hours of charge, if battery is completely worn-out)

### How should the brush be?

In the sweepers, there are two types of bushes: the first one rotates with a perpendicular axle to the floor (this is the one called "side brush"), it is useful to move dirt into the collecting area and to reach dirt near borders or under edges; the second one rotates with a parallel axle to the floor (this is the one called "main brush"); it rotates counterclockwise (opposite) to the forward direction of machine and collects dirt into the collection tank. The brushes differ in the shape (round flat the "side brush" and cylindrical the "main brush"), in the type of bristles (the way bristles are arranged on the brush body), in the body material (that accordingly to options, provides resistance still in humid environment or competitive construction) and in the bristle material/diameter/shape. Generally, the stiffer and rougher the bristles are, the better they collect the heaviest dirt adherent to the floor (typically

wet leaves). The more flexible and thinner the bristles are, the better they collect light and thin dirt. To have a better scraping action, it is necessary to add steel bristle to the PP ones. To collect very thin dirt, it is necessary to use only short round PP bristles. As a consequence of motorization (petrol engine or electric one) and so of indoor or outdoor use, the walk behind models have stiffer or softer bristles, to adapt in best way possible to the type of dirt typically found in the working area.

### How long do battery charges last?

It is impossible to determine exactly how long a battery charge lasts.

Battery autonomy changes depending on type of surface, dirt quantity, brush type and way in which traction system is used (speed and slope).

Battery life is made up of number of charge cycles (also incomplete), if use conditions, charge and service are perfectly observed.

Manufacturing technology diversifies numbers of cycles, service needed, use/charge conditions and performances.

### Which kind of battery technology?

Batteries have different prices and so it is important to know their features in order to choose the best one as far as the operator's needs or habits are

concerned.

They divide into two families according to the necessity of recurrent acid solution refilling.

Acid lead batteries (Pb-Acid), need refilling, because during the charge cycle a lot

of gasses are generated (for this reason a specific and aired room is necessary for safe working) and the solution vaporizes: it is necessary to add distilled water before the submerged lead parts that are no more covered with water begin to oxidize (compromised efficiency).

VRLA batteries (Valve Regulated Lead Acid) are airtight, this means that gasses generated during the charge cycle are rearranged inside the battery: refilling is not necessary, it is possible to charge them in any room and they can be carried without risk.



Acid lead batteries divide themselves into categories depending on the thickness of plate they are built of: if the plate is plane, the resistance to discharge is lower and few charge cycles are necessary, if the plate is tubular (or armed, recognizable opening the battery cap and verifying that the plate is made up of a lot of cylinders side by side instead of a thin leaf sheet) there is a higher resistance to discharge and to charge cycles.

VRLA batteries divide themselves depending on the condition (liquid or gel) of the acid solution (that enables energy exchange) and on the way it is kept inside the battery: if it is liquid and kept by a spongy and filamentous material, the battery is called AGM; if it is a gel solution inside a membrane, the battery is called GEL battery. On the market there are a lot of products completely different in features and value and it is very important to know the manufacturing details to couple the right battery charger (it is not sure that any battery charger is suited and get a better result than the ones in our range that are specific for our batteries) and to come up to the working expectations.

Whatever technology may be it is important to know that batteries have a common effect of self discharge (different for each type of manufacturing technology) and so it is important a recurrent charge (each three months approximately) if they are unused for long periods of time. Batteries suffer from incomplete charge cycle (except "pure lead" technology) and so it is necessary to charge them at the end of the working day (our battery charger is going to supply only the necessary energy and the charge cycle is going to finish earlier). It is also important not to cut off the charge before the battery charger has finished the cycle (green light). Respecting these simple rules, the best result and the best machine output will be obtained.




#### • Belt drive

The circular section grants a high resistance, stillness, reliability and it doesn't need service.



#### • Side brush exclusion

It is a system protecting bristles during machine stop or whenever it is not necessary to use it.



#### • Dust vacuum system

It can be found in the main brush area. Together with the mechanical action, it conveys waste and dust that are collected into the tank through the right filters supplied.



#### • Front dust vacuum system

As well as traditional vacuum system, a vacuum system can be found in the lateral brush/es collection area.

Dust dispersion outside the machine is limited also before the main collection area is reached.



#### • Flap raise system

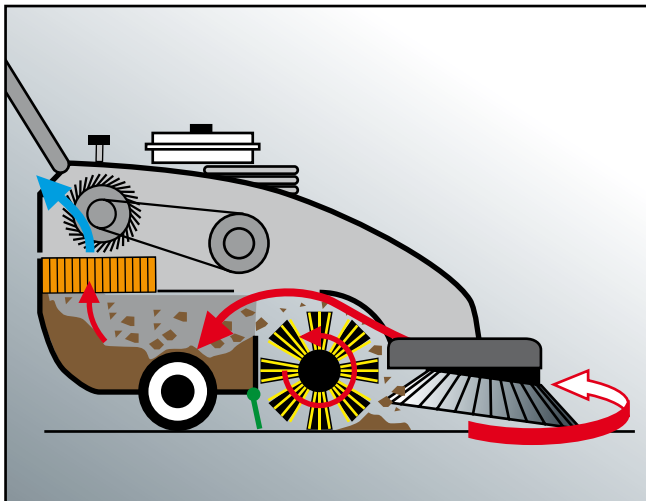
The main brush collection area is delimited by protections (flaps) touching the ground, better vacuum effect. With a big residual

is possible to raise the flap collecting it rather than keep going pushing it on the floor



#### • Filter shaker

It clears filter from dust without touching it or opening the sweeper; the vacuum efficiency is kept at max, granting the best comfort and output for the user.







BSW 375 ET   BSW 651 M   SWL 700 ET   SWL 700 ST   SWL 900 ET   SWL 900 ST   SWL R 1000   SWL R 1000 Bin-Up   SWL R 1100   SWL R 1100 Bin-Up

Code	Model	Page	Type	Traction	Main brush width	Main brush + 1 side brush	Main brush + 2 side brushes	Collector tank	Max working capacity	Packaging dimensions	Weight with packaging	Weight with packaging	Pcs x pallet
					mm/inc	mm/inc	mm/inc	lt/gal	m <sup>2</sup> /foot <sup>2</sup>	L x l x H cm/inc	kg	lbs	n°
0.064.0001	BSW 375 ET	177	electric	Manual	350/13,78	-	375/14,76	2/0,52	1000/10764	30x36x11/11x13x4	2,8	6,16	48
0.042.0101	BSW 651 M	178	manual	Manual	500/19,68	700/27,56	-	40/10,58	1500/16146	79x76x46/31x29x18	25	55	5
0.061.0001	SWL 700 ET	179	electric	Mechanical	510/20,08	680/26,77	-	45/11,89	2620/28201	126x63x85/50x25x34	78	172	1
0.061.0002	SWL 700 ST	179	gasoline motor	Mechanical	510/20,08	680/26,77	-	45/11,89	2620/28201	126x63x85/50x25x34	77	169	1
0.061.0003	SWL 900 ET	180	electric	Mechanical	710/27,95	880/34,64	-	55/14,52	3700/39826	126x83x85/50x33x34	89	196	1
0.061.0004	SWL 900 ST	180	gasoline motor	Mechanical	710/27,95	880/34,64	-	55/14,52	3700/39826	126x83x85/50x33x34	97	213	1
0.061.0006	SWL R 1000 ET	181	electric	hydraulic	700/27,56	920/36,22	1230/48,42	90/16,38	6200/66735	143x91x114/56x36x45	260	572	1
0.061.0007	SWL R 1000 ST	181	gasoline motor	hydraulic	700/27,56	920/36,22	1230/48,42	90/16,38	8280/89124	143x91x114/56x36x45	300	660	1
0.061.0008	SWL R 1000 ET BINUP	182	electric	hydraulic	700/27,56	920/36,22	1230/48,42	90/16,38	6200/66735	163x91x114/66x36x45	310	682	1
0.061.0030	SWL R 1000 ET BINUP	182	electric	hydraulic	700/27,56	920/36,22	1230/48,42	90/16,38	6200/66735	163x91x114/66x36x45	310	682	1
0.061.0009	SWL R 1000 ST BINUP	182	gasoline motor	hydraulic	700/27,56	920/36,22	1230/48,42	90/16,38	8280/89124	163x91x114/66x36x45	350	770	1
0.061.0036	SWL R 1100 ET	183	electric	hydraulic	800/31,50	1050/41,34	1300/51,18	150/30	9700/104409	160x101x130/65x43x52	375	825	1
0.061.0033	SWL R 1100 DT	183	Diesel motor	hydraulic	800/31,50	1050/41,34	1300/51,18	150/30	9700/104409	160x101x130/65x43x52	434	955	1
0.061.0044	SWL R 1100 ST	183	gasoline motor	hydraulic	800/31,50	1050/41,34	1300/51,18	150/30	9700/104409	160x101x130/65x43x52	434	955	1
0.061.0043	SWL R 1100 ET BINUP	184	electric	hydraulic	800/31,50	1050/41,34	1300/51,18	150/30	9700/104409	160x101x130/65x43x52	375	825	1
0.061.0041	SWL R 1100 DT BINUP	184	Diesel motor	hydraulic	800/31,50	1050/41,34	1300/51,18	150/30	9700/104409	160x101x130/65x43x52	434	955	1
0.061.0045	SWL R 1100 ST BINUP	184	gasoline motor	hydraulic	800/31,50	1050/41,34	1300/51,18	150/30	9700/104409	160x101x130/65x43x52	434	955	1





LI-ION battery

### BSW 375 ET



Space-saving storage position.

#### Equipped with:

- Industrial battery-powered sweeper for the quick, quiet and cordless intermediate cleaning of all surfaces, indoor and outdoor.
- Ideal for entryways of all kinds, hallways, staircases, driveways, warehouse and office areas, airports and train stations.
- Equipped with two batteries, the operation time lengthens to 90 minutes.
- The powerful Lithium-Ion battery (without memory effect) with 10.8 V and 1.5 Ah allows an operation time of approx. 45 minutes per battery.
- Second battery can be directly stored and carried on the machine itself.
- Quick-charging unit with a charging time of only 70 minutes is included with purchase.
- Large foot pedal for activation without bending over.
- Main cylinder brush and side brushes can be replaced without tools.
- Aluminum telescopic handle for an optimum work position.
- Traceless wheels.
- Enormous waste collection tray with 2 liter capacity.
- Changeable bristled rim on the underside of the housing.
- Low noise volume, and therefore excellent for use during business hours.
- Compact, light, and easy-to-handle for any user.

#### Standard accessories:



0.964.0017  
Cylinder brush



0.964.0018  
2 x Side brush



2 x 0.964.0002  
10.8V Lithium-Ion  
battery



0.964.0001  
Battery charger



Watch the video on youtube:  
[www.youtube.com/lavorpro](http://www.youtube.com/lavorpro)

#### BSW 375 ET

code	0.064.0001
main brush + 2 side brush width	375mm/14,76 inc
collector tank	2 li/0,52 gal
max working capacity	1000 m <sup>2</sup> /h-10764 ft <sup>2</sup> /h
Operating voltage	10,8V/1,5 Ah
Max. Power	25 W
Voltage (charging unit)	230 V~50 Hz
dimension/weight	30x36x70cm/2,8 kg

### BSW 651 M



#### Standard accessories:



0.942.0050 PP



0.942.0052 PP

#### Optional:

0.942.0079 Mixed steel side brush



#### Equipped with:

- Ideal for small and medium surfaces • Easy handling • Wide collector tank with safety lock
- Side brush lifting • Main brush pressure regulation • Separate side brush • Adjustable working load on the brush • Tilting handle • 360° front wheel • Die casting brush arm
- Traceless wheels • Shock proof frame • Hourly efficiency (max) 1500 m<sup>2</sup>/h. • Working area (1 side brush) 500-700 mm.

	BSW 651 M
code	0.042.0101
main brush width	500mm / 19,68 inc
main brush + 1 side brush width	700mm / 27,56 inc
collector tank/emptying system	40 lt -10,58 gal / manual
max working capacity	1500 m <sup>2</sup> /h - 16146 ft <sup>2</sup> /h
traction	manual
brushes transmission	elastic belt
pressure on the brushes	adjustable
side brush	lifting arm system
dust-laying system	direct
frame material	steel
dimension / weight	79 x 76 x 46 cm/25 kg





**ELECTRIC  
FILTER SHAKER**  
(electric version)



Watch the video on youtube:  
[www.youtube.com/lavorpro](http://www.youtube.com/lavorpro)

## Equipped with:

- Ideal for medium and large surfaces
- Large filter surface with electric filter shaker (ET model)
- Manual filter shaker (ST model)
- Side brush raising control
- Suction switch off
- Flap raise system
- Panel filter in horizontal position
- Main brush pressure regulation
- Indirect back collection
- Quick main brush release
- Long life elastic belts
- Reclining handle
- Suction selection lever. Traction lever. Antistatic device. Wide collector tank
- Heavy duty steel frame
- Side brush mechanical engagement
- Battery and battery charger not included.

## SWL 700 ST



### Standard accessories:



0.961.0008  
PP SWL 700 ET

0.961.0012  
PP-Mixed steel  
SWL 700 ST



0.961.0005 PP



0.961.0001  
paper filter 14 µm

### Optional:



0.961.0028 Side  
brush protection



0.961.0016  
PE panel filter  
5µm



0.961.0018  
HEPA panel  
filter



Batteries



Battery charger

• 0.961.0026 Trolley for collector  
tank set

## SWL 700 ET



	SWL 700 ET	SWL 700 ST
code	0.061.0001	0.061.0002
main brush width	510mm / 20,08 inc	510mm / 20,08 inc
main brush + 1 side brush width	680mm / 26,77 inc	680mm / 26,77 inc
collector tank	45 lt / 11,89 gal	45 lt / 11,89 gal
max working capacity	2620 m <sup>2</sup> /h-28201 ft <sup>2</sup> /h	2620 m <sup>2</sup> /h-28201 ft <sup>2</sup> /h
traction	mechanical	mechanical
max speed	4 km/h-2,49 mile/h	4 km/h-2,49 mile/h
motor type / power	12V / 400W	Honda 5,5 HP / 4 kW
filtering surface	2 m <sup>2</sup> / 21,53 ft <sup>2</sup>	2 m <sup>2</sup> / 21,53 ft <sup>2</sup>
pressure on the brushes	adjustable	adjustable
filter shaker	electric	manual
dimension / weight	126x63x85cm / 78kg	126x63x85cm / 77kg

### SWL 900 ET



**ELECTRIC  
FILTER SHAKER**  
(electric version)



Watch the video on youtube:  
[www.youtube.com/lavorpro](http://www.youtube.com/lavorpro)



#### Standard accessories:



0.961.0009  
PP SWL 900 ET

0.961.0013  
PP-Mixed steel  
SWL 900 ST



0.961.0005 PP



0.961.0002  
paper filter 14 µm

#### Optional:



0.961.0028 Side  
brush protection



0.961.0017  
PE panel filter  
5µm



0.961.0019  
HEPA panel  
filter



Batteries



Battery charger

• 0.961.0027 Trolley for collector  
tank set

#### Equipped with:

- Ideal for medium and large surfaces • Large filter surface with electric filter shaker (ET model) • Manual filter shaker (ST model) • Side brush raising control • Suction switch off • Flap raise system • Panel filter in horizontal position • Main brush pressure regulation • Indirect back collection • Quick main brush release • Long life elastic belts • Reclining handle • Suction selection lever • Traction lever • Antistatic device • Wide collector tank • Heavy duty steel frame • Side brush mechanical engagement • Battery and battery charger not included.

### SWL 900 ST



	SWL 900 ET	SWL 900 ST
code	0.061.0003	0.061.0004
main brush width	710mm / 27,95 inc	710mm / 27,95 inc
main brush + 1 side brush width	880mm / 34,64 inc	880mm / 34,64 inc
collector tank	55 lt / 14,53 gal	55 lt / 14,53 gal
max working capacity	3700m <sup>2</sup> /h-39826 ft <sup>2</sup> /h	3700m <sup>2</sup> /h-39826 ft <sup>2</sup> /h
traction	mechanical	mechanical
max speed	4 km/h-2,49mile/h	4 km/h-2,49mile/h
motor type / power	12V / 400W	Honda 5,5 HP / 4 kW
filtering surface	3,02 m <sup>2</sup> / 32,50 ft <sup>2</sup>	3,02 m <sup>2</sup> / 32,50 ft <sup>2</sup>
pressure on the brushes	adjustable	adjustable
filter shaker	electric	manual
dimension / weight	126x83x85 cm / 89 kg	126x83x85 cm / 97 kg

### SWL R 1000

**ELECTRIC  
FILTER SHAKER**



#### Standard accessories:



0.961.0640  
PP SWL R 1000 ET



0.961.0015  
PP-Mixed steel SWL R  
1000 ST



2 x 0.961.0007  
PP SWL R 1000 ET



2 x 0.961.0023  
PP-Mixed steel SWL R  
1000 ST



6 x 0.961.0004  
paper filter 14 µm

#### Optional:

- Steel collector tank  
code: 0.961.0029
- Front light system  
(on request)
- Anti-trace wheels,  
code: 0.961.0031
- Polyester filters  
code: 0.961.0024
- Hepa filters  
code: 0.961.0025
- 0.961.0030 Side  
brush protection



Available models with limiting gradient 20%

SWL R 1000 ET cod. 0.061.0049

SWL R 1000 ET Light cod. 0.061.0050

SWL R 1000 ST cod. 0.061.0051

SWL R 1000 ST Light cod. 0.061.0052

#### Equipped with:

- Ideal for large surfaces • Large filter surface distributed on 6 cartridge filters fitted with electric filter shaker • Side brush raising control • **Complete right/left side brush** • Suction switch off
- Lift flap pedal • Flashing light • Main brush pressure regulation • Indirect back collection • Front dust vacuum system • Quick changing of the main brush and side brush without tools • Long life elastic belts
- Suction selection lever • Shock proof steel frame • Traction lever • Antistatic device • Battery level indicator • Wide collector tank • Heavy duty steel frame • Adjustable seat • Perfectly balanced weight of the components, thus resulting in totally safe quick changes of direction • Battery and battery charger not included. • Front light system (optional on request), standard for models code 0.061.0030 - 0.061.0039

Watch the video on youtube:  
[www.youtube.com/lavorpro](http://www.youtube.com/lavorpro)



	SWL R 1000 ET	SWL R 1000 ST	SWL R 1000 ET Light	SWL R 1000 ST Light
code	0.061.0006	0.061.0007	0.061.0030	0.061.0039
main brush width	700 mm / 27,56 inc	700 mm / 27,56 inc	700 mm / 27,56 inc	700 mm / 27,56 inc
main brush + 1 side brush	920 mm / 36,22 inc	920 mm / 36,22 inc	920 mm / 36,22 inc	920 mm / 36,22 inc
main brush + 2 side brushes	1150 mm / 45,28 inc	1150 mm / 45,28 inc	1150 mm / 45,28 inc	1150 mm / 45,28 inc
collector tank	90 lt / 23,78 gal	90 lt / 23,78 gal	90 lt / 23,78 gal	90 lt / 23,78 gal
max working capacity	6200 m <sup>2</sup> /h-66736 ft <sup>2</sup> /h	7700 m <sup>2</sup> /h-82881 ft <sup>2</sup> /h	6200 m <sup>2</sup> /h-66736 ft <sup>2</sup> /h	7700 m <sup>2</sup> /h-82881 ft <sup>2</sup> /h
traction / limiting gradient	rear wheels / 10%	front wheel / 10%	rear wheels / 10%	front wheel / 10%
max speed	5,8 km/h-3,60 mile/h	5,8 km/h-3,60 mile/h	5,8 km/h-3,60 mile/h	5,8 km/h-3,60 mile/h
motor type / power	24V / 1150W	Honda 5,5 HP / 4,1kW	24V / 1150W	Honda 5,5 HP / 4,1kW
filtering surface	6 m <sup>2</sup> / 64,6 ft <sup>2</sup>	6 m <sup>2</sup> / 64,6 ft <sup>2</sup>	6 m <sup>2</sup> / 64,6 ft <sup>2</sup>	6 m <sup>2</sup> / 64,6 ft <sup>2</sup>
filter shaker	electric	electric	electric	electric
dimension / weight	143x91x114cm/260kg	143x91x114cm/300kg	143x91x114cm/260kg	143x91x114cm/300kg



### SWL R 1000 Bin-Up

**ELECTRIC  
FILTER SHAKER**



#### Equipped with:

- Ideal for large surfaces • Large filter surface distributed on 6 cartridge filters fitted with electric filter shaker • Side brush raising control • Unload device for tank emptying into dust containers up to 110 cm height • **Complete right/left side brush** • Suction switch off. • Lift flap pedal • Flashing light • Main brush pressure regulation • Indirect back collection • Front dust vacuum system • Quick changing of the main brush and side brush without tools • Long life elastic belts • Suction selection lever • Shock proof steel frame • Traction lever • Antistatic device • Battery level indicator • Wide collector tank • Heavy duty steel frame • Adjustable seat • Perfectly balanced weight of the components, thus resulting in totally safe quick changes of direction • Battery and battery charger not included. • Front light system (optional on request) standard for model code 0.061.0040

#### Standard accessories:



0.961.0640  
PP SWL R 1000 ET



0.961.0015  
PP-Mixed steel SWL R 1000 ST



2 x 0.961.0007  
PP SWL R 1000 ET



2 x 0.961.0023  
PP-Mixed steel SWL R 1000 ST



6 x 0.961.0004  
paper filter 14 µm

#### Optional:

- Steel collector tank  
code: 0.961.0029
- Front light system  
(on request)
- Anti-trace wheels,  
code: 0.961.0031
- Polyester filters  
code: 0.961.0024
- Hepa filters  
code: 0.961.0025
- 0.961.0030  
Side brush protection



Available models with limiting gradient 20%

SWL R 1000 ET BIN-UP cod. 0.061.0053

SWL R 1000 ET BIN-UP Light cod. 0.061.0054

SWL R 1000 ST BIN-UP cod. 0.061.0055

	SWL R 1000 ET BIN-UP	SWL R 1000 ST BIN-UP	SWL R 1000 ET BIN-UP Light
code	0.061.0008	0.061.0009	0.061.0040
main brush width	700mm / 27,56 inc	700mm / 27,56 inc	700mm / 27,56 inc
main brush + 1 side brush	920mm / 36,22 inc	920mm / 36,22 inc	920mm / 36,22 inc
main brush + 2 side brushes	1150 mm / 45,28 inc	1150 mm / 45,28 inc	1150 mm / 45,28 inc
collector tank	90 lt / 23,78 gal	90 lt / 23,78 gal	90 lt / 23,78 gal
max working capacity	6200m <sup>2</sup> /h-66736 ft <sup>2</sup> /h	7700 m <sup>2</sup> /h-82881 ft <sup>2</sup> /h	6200m <sup>2</sup> /h-66736 ft <sup>2</sup> /h
traction / limiting gradient	rear wheels / 8%	front wheel / 8%	rear wheels / 8%
max speed	5,8km/h-3,60mile/h	5,8km/h-3,60mile/h	5,8km/h-3,60mile/h
motor type / power	24V / 1240W	Honda 5,5 HP / 4,1kW	24V / 1240W
filtering surface	6 m <sup>2</sup> / 64,6 ft <sup>2</sup>	6 m <sup>2</sup> / 64,6 ft <sup>2</sup>	6 m <sup>2</sup> / 64,6 ft <sup>2</sup>
filter shaker	electric	electric	electric
dimension / weight	163x91x114cm/310kg	163x91x114cm/350kg	163x91x114cm/310kg



**ELECTRIC  
FILTER SHAKER**

## SWL R 1100



### Standard accessories:



0.961.0176  
PP SWL R 1100 ET



0.961.0178  
PP-Mixed steel SWL R  
1100 DT/ST/GT



2 x 0.961.0177  
PP SWL R 1100 ET



2 x 0.961.0179  
PP-Mixed steel SWL R  
1100 DT/ST/GT



8 x 0.961.0020  
paper filter 20 µm

### Optional:

- Cartridge polyester filter  
code: 0.961.0020
- Hepa cartridge filter  
code: 0.961.0180

Available models with limiting gradient 20%

SWL R 1100 DT cod. 0.061.0056

SWL R 1100 ST cod. 0.061.0058

### Equipped with:

- Ideal for large surfaces. • Large filter surface distributed on 8 cartridge filters fitted with electric filter shaker. • Side brush raising control. • On request DSA unload device for tank emptying into dust containers up to 145 cm height. • **Complete right/left side brush.** • Anti-trace wheels (mod.ET). • Suction switch off. • Lift flap pedal. • Flashing light. • Main brush pressure regulation. • 90° steering angle. • Electric starter. • Service and parking brake. • Hour meter and klaxon. • Antislip platform. • Indirect back collection. • Front dust vacuum system. • Quick changing of the main brush and side brush without tools. • Long life elastic belts. • Suction selection lever. • Shock proof steel frame. • Traction lever. • Antistatic device. • Battery level indicator (mod.ET). • 150 lt wide collector tank. • Heavy duty steel frame. • Adjustable seat. • Battery and battery charger not included. • 24V - 1200W AC three-phase traction motor
- **Front working light system.**

	SWL R 1100 ET	SWL R 1100 DT	SWL R 1100 ST
code	0.061.0036	0.061.0033	0.061.0044
main brush width	800mm / 31,50 inc	800mm / 31,50 inc	800mm / 31,50 inc
main brush + 1 side brush	1050mm / 41,34 inc	1050mm / 41,34 inc	1050mm / 41,34 inc
main brush + 2 side brushes	1300mm / 51,19 inc	1300mm / 51,19 inc	1300mm / 51,19 inc
collector tank	150 lt / 39,63 gal	150 lt / 39,63 gal	150 lt / 39,63 gal
max working capacity	9700 m <sup>2</sup> /h-104409 ft <sup>2</sup> /h	9700 m <sup>2</sup> /h-104409 ft <sup>2</sup> /h	9700 m <sup>2</sup> /h-104409 ft <sup>2</sup> /h
traction / limiting gradient	front wheels / 20%	front wheel / 10%	front wheel / 10%
max speed	7,5 km/h-4,66 mile/h	7,5 km/h-4,66 mile/h	7,5 km/h-4,66 mile/h
motor type / power	24V/2,67 kW	Diesel Yanmar 6,7 Hp/4,92 kW	Honda 6,5 Hp/4,88 kW
filtering surface	6,4 m <sup>2</sup> / 68,89 ft <sup>2</sup>	6,4 m <sup>2</sup> / 68,89 ft <sup>2</sup>	6,4 m <sup>2</sup> / 68,89 ft <sup>2</sup>
filter shaker	electric	electric	electric
dimension / weight	160x101x130 cm/375 kg	160x101x130 cm/434 kg	160x101x130 cm/434 kg



**ELECTRIC  
FILTER SHAKER**



### SWL R 1100 Bin-Up



#### Equipped with:

- Ideal for large surfaces.
- Large filter surface distributed on 8 cartridge filters fitted with electric filter shaker.
- Side brush raising control.
- **Complete right/left side brush.**
- Anti-trace wheels (mod.ET).
- Suction switch off.
- Lift flap pedal.
- Flashing light.
- Main brush pressure regulation.
- 90° steering angle.
- Electric starter.
- Service and parking brake.
- Hour meter and klaxon.
- Antislip platform.
- Indirect back collection.
- Front dust vacuum system.
- Quick changing of the main brush and side brush without tools.
- Long life elastic belts.
- Suction selection lever.
- Shock proof steel frame.
- Traction lever.
- Antistatic device.
- Battery level indicator (mod.ET).
- 150 lt wide collector tank.
- Heavy duty steel frame.
- Adjustable seat.
- Battery and battery charger not included.
- 24V - 1200W AC three-phase traction motor
- **Front working light system.**

#### Standard accessories:



0.961.0176  
PP SWL R 1100 ET



0.961.0178  
PP-Mixed steel SWL R  
1100 DT/ST/GT



2 x 0.961.0177  
PP SWL R 1100 ET



2 x 0.961.0179  
PP-Mixed steel SWL R  
1100 DT/ST/GT



8 x 0.961.0020  
paper filter 20 µm

#### Optional:

- Cartridge polyester filter  
code: 0.961.0020
- Hepa cartridge filter  
code: 0.961.0180

Available models with limiting gradient 20%

SWL R 1100 DT BIN-UP cod. 0.061.0057

SWL R 1100 ST BIN-UP cod. 0.061.0058

	SWL R 1100 ET BIN-UP	SWL R 1100 DT BIN-UP	SWL R 1100 ST BIN-UP
code	0.061.0043	0.061.0041	0.061.0045
main brush width	800mm / 31,50 inc	800mm / 31,50 inc	800mm / 31,50 inc
main brush + 1 side brush	1050mm / 41,34 inc	1050mm / 41,34 inc	1050mm / 41,34 inc
main brush + 2 side brushes	1300mm / 51,19 inc	1300mm / 51,19 inc	1300mm / 51,19 inc
collector tank	150 lt / 39,63 gal	150 lt / 39,63 gal	150 lt / 39,63 gal
max working capacity	9700 m <sup>2</sup> /h-104409 ft <sup>2</sup> /h	9700 m <sup>2</sup> /h-104409 ft <sup>2</sup> /h	9700 m <sup>2</sup> /h-104409 ft <sup>2</sup> /h
traction / limiting gradient	front wheels / 20%	front wheel / 10%	front wheel / 10%
max speed	7,5 km/h-4,66 mile/h	7,5 km/h-4,66 mile/h	7,5 km/h-4,66 mile/h
motor type / power	24V/3,47 kW	Diesel Yanmar 6,7 Hp/4,92 kW	Honda 6,5 Hp/4,88 kW
filtering surface	6,4 m <sup>2</sup> / 68,89 ft <sup>2</sup>	6,4 m <sup>2</sup> / 68,89 ft <sup>2</sup>	6,4 m <sup>2</sup> / 68,89 ft <sup>2</sup>
filter shaker	electric	electric	electric
dimension / weight	160x101x130 cm/395 kg	160x101x130 cm/454 kg	160x101x130 cm/434 kg



## Accessories

			BSW 680 M	SWL 700 ET	SWL 700 ST	SWL 900 ET	SWL 900 ST	SWL R 1000 ET	SWL R 1000 ST	SWL R 1000 ET BIN-UP	SWL R 1000 ST BIN-UP	SWL R 1100 ET	SWL R 1100 DT/ST	SWL R 1100 ET BIN-UP	SWL R 1100 DT/ST BIN-UP
	0.961.0001	paper panel filter 14 micron	S	S											
	0.961.0002	paper panel filter 14 micron			S	S									
	0.961.0016	polyester panel filter 5 micron	O	O											
	0.961.0018	Hepa panel filter	O	O											
	0.961.0017	polyester panel filter 5 micron			O	O									
	0.961.0019	Hepa panel filter			O	O									
			S												
	0.961.0004	cartridge paper filter 14 micron					S	S	S	S					
	0.961.0020	cartridge polyester filter 20 micron									S	S	S	S	
	0.961.0024	cartridge polyester filter 20 micron					O	O	O	O					
	0.961.0025	Hepa cartridge filter					O	O	O	O					
	0.961.0180	Hepa cartridge filter									O	O	O	O	
	0.942.0	PP side brush	S												
	0.961.0005	PP side brush		S	S	S	S								
	0.961.0007	PP side brush						S	O	S	O				
	0.961.0177	PP side brush										S	O	S	O
	0.942.0079	mixed steel side brush													
	0.961.0181	mixed steel side brush		O	O	O	O								
	0.961.0023	mixed steel side brush						O	S	O	S				
	0.961.0179	mixed steel side brush										O	S	O	S
	0.942.0	PP main brush	S												
	0.961.0008	PP - moplen body main brush - bristle d. 0,5 mm	S	O											
	0.961.0009	PP - moplen body main brush - bristle d. 0,5 mm			S	O									
	0.961.0640	PP - PP body main brush - bristle d. 0,5 mm					S	O	S	O					
	0.961.0176	PP - moplen body main brush - bristle d. 0,5 mm									S	O	S	O	
	0.961.0012	mixed steel - moplen body main brush	O	S											
	0.961.0013	mixed steel - moplen body main brush			O	S									
	0.961.0015	mixed steel - moplen body main brush					O	S	O	S					
	0.961.0178	mixed steel - moplen body main brush									O	S	O	S	
	0.107.0002	Tubular battery Pb-acid - 12V 118Ah C5	O1	O1											
	0.107.0063	GEL Battery - 12V 105Ah C5	O1	O1											
	0.107.0004	Tubular battery Pb-acid - 6V 180Ah C5 (+ 1 x 5.511.0561)	O2	O2											
	0.107.0072	GEL Battery - 6V 180Ah C5 (+ 1 x 5.511.0561)	O2	O2											
	0.107.0004	Tubular battery Pb-acid - 6V 180Ah C5 (+ 3 x 5.511.0561)					O4	O4	O4	O4					
	0.107.0072	GEL Battery - 6V 180Ah C5 (+ 3 x 5.511.0561)					O4	O4	O4	O4					
	0.107.0082	GEL Battery - 6V 250Ah C5 (+ 3 x 5.511.0561)					O4	O4	O4	O4					
	0.108.0078	Charger 24V 13A 220-240/50-60 (for battery 0.107.0002-0.107.0063)	O	O											
	0.108.0080	Charger 24V 30A 220-240/50-60 (for battery 0.107.0004-0.107.0072)	OA	OA	OB	OB	OB	OB	OB	OB					

S = standard equipment O = optional

OA = In combination with 5.511.2143

OB = In combination with 5.511.1948

(1)-(2)-(4)= n° batteries



**GV series is suitable to degrease and sanitize any object or surface in an easy, ecological and definitive way.**

GV range is made up of electric generators, vacuum steam generators, vacuum steam generators with foam system. Ideal for food and baking industry, for private and institutional use, for pharmaceutical and mechanical industry, for dairy factories, for building sectors and so on.

### **Performances: temperature, steam production and pressure**

The same remarks about pressure and delivery rate made for high-pressure cleaners, have to be taken into consideration also for steam generators; in this case, the important difference is the physical relationship (and so not subjective or debatable) that exists between steam pressure and its temperature: to a fixed pressure values correspond right and univocal temperature. Knowing these values it is easy to identify the ones (like us) who show the right double relation between pressure and temperature.

Outlet steam temperature (not boiler temperature, that is higher)

is important because there are natural limits (about 140°C) under which it is not possible to talk about sanitification and so the purpose that led to the machine purchase (clearly wrong) could be unattended.

### **Is it better a steam generator or a hot water high-pressure cleaner?**

As far as the choice is concerned, the aspects to be considered are the analysis of the task that must be done and all the elements that make up the cost of the operation, i.e. working speed (labour cost) and (more and more important) waste treatment (waste disposal cost).

As far as the working speed is considered, it is important the whole cleaning procedure and not only the effective washing time: with the high-pressure cleaner it is not possible an indoor washing, unless there is a filled in collection system, instead it is necessary to move the washing phase outside; with the steam generator it is not necessary to move outside, it is possible to wash the part exactly where it is, because the water generated can be easily dried.

Steam at 180°C allow to degrease dirt also without the use of heavy chemical products. If they are necessary to speed up the washing task, it is very important to consider the cost of draining away dirty water.

The danger of chemical products used is generally proportional to the effectiveness against increasing dirt tenacity.

If we wash with the high-pressure cleaner we produce from 10 to 21 litres of polluted water, that must be collected and drained following the current regulation: in a single wash of a couple of hours 2,5 tons of dirty water is produced!

If we wash with a steam generator, the most powerful machine produces 37 litres per hour, with the most part of the liquid that evaporates, with a two hour wash the remaining dampness and disinfecting product is very low!

Analyzing all these subjects it is clear that in particular circumstances (lack of purification plant for water treatment), the steam generator is more advantageous of a high-pressure cleaner.

On the other side, rinsing speed is the consequence to the delivery rate that hits dirt, so if only the washing phase is considered, high-pressure cleaner is faster.

Steam can be considered water with a related dampness very, very low (superheated steam is just hot air and it doesn't have a significant mechanical action...), with an outlet temperature much higher (180°C) than a high-pressure cleaner: this means that the mechanical power is lower than the one of water, but the degreasing power of steam is much higher.



### • Multipurpose washable filter

It combines all the advantages of the cartridge filter but with the plus that it can vacuum both dry and wet at the same time.

It can be washed with tap water.



### • Foam system:

the machine is equipped with connection for compressed air and pressure gauge for foam cleaning. Using the lance with the hose a thick foam can be produced that will stay on the dirty components, giving more effectiveness to the detergent.



### • Discharge valve:

Allows a complete discharge of the boiler (not possible even through gun use). In this way it is possible to remove water and limestone residual inside the boiler and from the coil surface.

This valve maybe opened only when the boiler is not hot, and it is recommended to accomplish regularly.



### • Unlimited autonomy:

The boiler is refilled by a water pump that gets water from an external water tank. This system allows an unlimited autonomy, because it is not necessary to turn off the steam generator and wait a lower temperature to refill with water.

An automatic control recharges the boiler when necessary. In some models there is an acoustic signal advising about low water level inside the water tank.



### • Integrated vacuum:

Dirt is vacuumed inside a tank integrated in the machine





GV Kone

GV Egon VAC 4.1 Plus

GV Etna 4.1

GV Etna 4.1 FOAM

GV Katla

GV 3 M plus  
GV 3,3 M plus

Code	Model	Page	Absorbed power	Suction motor	Max pressure	Steam production	Max Temperature	Heating and activation time required	Water tank capacity	Detergent tank capacity	Packaging dimensions	Packaging weight	Packaging weight	Pieces for pallet
			W	W	bar	Kg/h	°C	min	l	l	mm L x l x h	kg	lbs	n°
8.404.0051	GV KONE	190	2300	-	4	2,6	143	10	2,4	-	470x330x350	8	17,64	25
8.406.0017	GV Egon VAC 4.1 Plus	192	1900	1200	5	2,3	152	2	1,2	-	550x400x500	14	30,86	16
8.451.0201	GV ETNA 4.1	194	3000	1100	7	3,25	165	4	5	5	750x600x1030	42,5	93,69	4
8.451.0210	GV ETNA 4.1 FR	194	3000	1100	7	3,25	165	4	5	5	750x600x1030	42,5	93,69	4
8.451.0208	GV ETNA 4.1 FOAM	196	3000	1500	7	3,25	165	4	5	5	750x600x1030	42,5	93,69	4
8.453.0001	GV KATLA	198	3300	-	9	4,62	175	7	5	5	750x600x700	31	91,27	10
8.450.0038	GV 3 M PLUS	200	3000	-	9	4,2	175	8	5	5	595x435x650	37	81,57	2
8.450.0010	GV 3.3 M PLUS	200	3300	-	9	4,62	175	7	5	5	595x435x650	37	81,57	2
8.458.0006	GV 5 T PLUS	202	5000	-	9	8	175	7	10	5	595x435x650	40	88,18	2
8.458.0001	GV 8 T PLUS	202	8000	-	9	13,50	175	6	10	5	595x435x650	40	88,18	2
8.452.0010	GV VESUVIO 10	204	10000	-	10	14,8	180	9	25	5	1300x780x1080	134	295,41	1
8.452.0029	GV VESUVIO 15	204	30000	-	10	22,2	180	8	25	5	1300x780x1080	134	295,41	1





GV 5 T plus  
GV 8 T plus



GV Vesuvio



GV Metis  
(Diesel steam generator)



GV Kolumbo  
(Diesel steam generator)



Graffiti Waster  
(Diesel steam generator)

Code	Model	Page	Absorbed power	Suction motor	Max pressure	Steam production dry/wet	Max temperature	Heating and activation time required	Water tank capacity	Detergent tank capacity	Packaging L x l x h	Packaging weight	Packaging weight	Pieces for pallet
			W	W	bar	Kg/h	°C	min	l	l	mm L x l x h	kg	lbs	n°
8.452.0002	GV VESUVIO 18	204	18000	-	10	26,50	180	7	25	5	1300x780x1080	134	295,41	1
8.452.0030	GV VESUVIO 21	204	21000	-	10	31	180	7	25	5	1300x780x1080	134	295,41	1
8.452.0001	GV VESUVIO 30	204	30000	-	10	44,50	180	6	25	5	1300x780x1080	134	295,41	1
8.457.0001	GV METIS	206	350	-	10	50/90	178	5	18	-	1130x710x1110	110	286,60	1
8.628.0006	GV KOLUMBO	208	350	-	10	50/90	178	5	25	2,5	1300x780x1080	140	308,64	1
8.628.0025	GV KOLUMBO cordless	208	350	-	10	50/90	178	5	25	2,5	1300x780x1080	140	308,64	1
8.628.0017	GV KOLUMBO 2 Ways	208	350	-	10	50/90	178	5	25	2,5	1300x780x1080	140	308,64	1
8.628.0027	GRAFFITI WASTER	210	350	-	10	50/90	178	5	25	2,5	1300x780x1080	166	265,97	1



### GV Kone



#### Equipped with:

- Saturated steam at 4 bar at a temperature of 143°C
- Boiler 2,3 kW
- Heating and activation time required: 10 min
- Pressure switch
- Double thermostat
- Cap with protection against anti-unscrewing and safety valve
- Handy accessory compartment with electric cable holder
- Control panel with lamps
- Impact resistant covers
- Steam regulation
- Thermometer
- Power cable 6 m.

#### Standard equipment:

- Hose 2,8 m



- 2x 6.402.0078



- 6.402.0003



- 6.402.0004



- 6.402.0006



- 6.402.0005



- 6.402.0040



- 6.402.0009



- 3.099.1053



- 3.099.1052



- 3.099.0126



- 3.099.0189



- 0.010.0028 Antiscale sachet 50gr

GV Kone	
Code	8.404.0051
Max steam pressure/temperature	4 bar/143° C
Boiler absorbed power	2300 W/220-240V ~ 50Hz
Steam production	2,6 kg/h max
Boiler type/volume	Alluminium/2,4 l





Lavor steam cleaner GV Kone sanitizes and sterilizes every surface with steam power, without using detergents or disinfectants. GV Kone is environmental friendly.

Steam regulation allows washing adjusting considering the surface to be treated: in this way every kind of surface has the right treatment.



The machine is user friendly and has a wide range of accessories: GV Kone is a comfortable and safe daily working tool.

Steam cleaning function is perfect in shops, premises, offices as well as in household application and removes the toughest and hidden dirt while eliminating mites, germs and bacteria.



### GV Egon VAC 4.1 Plus

**NEW**



#### Equipped with:

- ABS body
- Ready steam warning lamp
- Boiler 1,9 kW S.S. AISI 304
- Low level water lamp indicator
- Boiler is refilled continuously
- Flex hose 2 m
- Wheels suitable for use in food processing area
- ON/OFF main switch with indicator lamp
- ON/OFF boiler switch with indicator lamp
- Steam regulation
- Recovery tank capacity 8 l.
- Washable filter
- HEPA filtering system H14
- Pressure gauge.

#### Optional

- DOX Hygiene 3.697.0084




#### Standard Equipment

- 5.211.0165



- 2 X 3.753.0127




- 3.754.0255




- 3.754.0108



- 3.754.0109



- 3.754.0110



- 6.402.0115 PEK



- 6.402.0117 Stainless steel



- 6.402.0116 Brass



- 6.402.0095



- 3.754.0271



- 3.754.0292



- 3.754.0293



- 3.754.0005



- 5.412.0002



- 3.754.0015



- 3.754.0121



- 6.402.0096



- 3.754.0296



- 3.099.1923




- 3.754.0295



- 3.754.0294



- 3.754.0297



#### TUV certified for professional use

GV Egon VAC 4.1 Plus	
Code	8.406.0017
Max steam pressure/temperature	5 bar/152° C
Boiler absorbed power	1900 W/220/240V ~ 50Hz (Ph 1)
Vacuum motor absorbed power	1200 (max 1400) W
Column depression/Air flow	24 kPa/220 m³/h
Recovery tank capacity	8 l



GV Egon VAC 4.1 allows, simply and quickly and with the exclusive use of water, steam cleaning of all surfaces together with dust and liquid vacuuming. It is possible to clean and sanitize all surfaces (ceramic, stainless steel, glass, wood, linoleum, marble, carpet, armchairs and sofas) with high temperature steam, removing mites, germs, bacteria and prevent the onset of allergies. High pressure stainless steel boiler with unlimited autonomy, ready in a few moments and complete with a wide set of accessories. Silent operation in sensitive and crowded areas,

just setting the suction power on the gun. Egon Vac 4.1 is equipped with an HEPA H14 filter which remove the 99.995% of the air contaminants preventing the spread of bacterial and viral organism present in the air. No more waiting for the boiler to cool down, it can be safely refilled, even while you are using it. Set the boiler, choose the steam intensity. All the controls are on the handle, press the lever to steam, press the button to vacuum. Thanks to the powerful suction and the remote electronic function, it is possible to control the vacuum power and the steam plus



chemical injection directly from the gun, for an easy and professional cleaning operation.

### Fields of applications Steam system:

Hospitality, community & healthcare (hospitality, buildings cleaning, spa & sport, education & community, healthcare).

Food & beverage (food industry, catering, beverage, winery).

Industry (industry, transportation, car washers, car dealers).



### Sanitizing with DOX Hygiene

Steam itself is a powerful virus and bacteria killer. In addition, Egon Vac can be operated in conjunction with the optional sanitizing detergent DOX Hygiene which boost up the sanitizing feature of the steam. Important note: the presence of oxygen-based whiteners included in the DOX Hygiene may alter the color of the surfaces to be treated. DO NOT use the product in the water tank of the machine. Use only with steam diffuser accessory.



### GV Etna 4.1



Watch the video on youtube:  
[www.youtube.com/lavorpro](http://www.youtube.com/lavorpro)

#### Equipped with:

- Stainless steel body AISI 304
- Ready steam warning lamp
- Boiler 3 kW S.S. AISI 304 - Thickness 25/10
- Low level water lamp indicator
- Boiler is refilled continuously
- Switch for using chemicals and detergents mixed with steam
- Device for cleaning hot water mixed with steam
- Washable filter
- Flex hose 4 m
- Recovery tank capacity 64 l
- Drain hose system
- Steam regulation
- Wheels suitable for use in food processing area
- ON/OFF main switch with indicator lamp
- ON/OFF boiler switch with indicator lamp
- Boiler capacity 4 litres.
- Suction speed Control (Only code 8.451.0201)

#### Standard equipment:

- 5.211.0142 Hose 4 m (mod. GV Etna 4.1)
- 5.211.0124 Hose 4 m (mod. GV Etna 4.1 FR)



- 2 x 3.753.0141



- 3.754.0278



- 3.754.0005



- 3.754.0192



- 3.754.0109



- 3.754.0108



- 3.754.0110



- 6.405.0245



- 3.754.0194



- 3.754.0215



- 3.754.0196



- 3.754.0197



- 3.754.0204




- 3.754.0260



- 3.754.0271



- 5.212.0178



- 4.408.0454 - Sponge accessory

	GV Etna 4.1	GV Etna 4.1 FR
Code	8.451.0201	8.451.0210
Max steam pressure/temperature/ Steam production	7 bar/165° C/3,25 kg/h	7 bar/165° C/3,25 kg/h
Boiler absorbed power	3000 W/230V ~ 50Hz (Ph 1)	3000 W/230V ~ 50Hz (Ph 1)
Vacuum motor absorbed power	1200 W	1200 W
Column depression/Air flow	22 kPa/220 m³/h	22 kPa/220 m³/h
Water tank/detergent tank capacity	5 l/5 l	5 l/5 l



New simple and intuitive control panel, quick-coupling steam gun, main ON/OFF switch with lamp, boiler ON/OFF switch with lamp, steam/detergent regulator/selector, steam flow rate regulator, steam ready warning lamp, low level water indicator lamp with buzzer, steam pressure gauge. Gun with vacuum ON/OFF function and power level display. Unlimited autonomy thanks to the continuous power supply

of the boiler, which enables water top-ups in the tank without having to stop the machine or interrupt work. Discharge pipe to quickly drain dirty water collected without removing the head. Two-stage bypass vacuum motor with cyclone effect.

Equipped with 3 pumps: boiler, detergent and water.



Maximum safety thanks to the 2 safety thermostats, 1 pressure switch and 1 mechanical maximum pressure valve.

## Fields of applications

### Steam system:

Hospitality, community & healthcare (hospitality, buildings cleaning, spa & sport, education & community, healthcare).

Industry (industry, transportation, car washers, car dealers).



### GV Etna 4.1 FOAM



Watch the video on youtube:  
[www.youtube.com/lavorpro](http://www.youtube.com/lavorpro)

#### Equipped with:

- Stainless steel body AISI 304
- Ready steam warning lamp
- Boiler 3 kW stainless steel AISI 304 - Thickness 25/10
- Low level water lamp indicator
- Boiler is refilled continuously
- Switch for using chemicals and detergents mixed with steam
- Device for cleaning hot water mixed with steam
- Washable filter
- Flex hose 4 m
- Recovery tank capacity 64 l
- Drain hose system
- Steam regulation
- Wheels suitable for use in food processing area
- ON/OFF main switch with indicator lamp
- ON/OFF boiler switch with indicator lamp
- Boiler capacity 4 litres.
- Suction speed Control

#### Standard equipment:

- 5.211.0142 Hose 4 m




- 2 x 3.753.0141



- 3.754.0278



- 3.754.0005



- 6.402.0106



- 6.402.0113



- 6.405.0245



- 3.754.0194



- 3.754.0215



- 3.754.0196



- 3.754.0197



- 3.754.0204




- 3.754.0260



- 3.754.0271



- 5.212.0178



- 4.408.0454 - Sponge accessory

- 3.697.0072 1l. LC prefoam

#### GV Etna 4.1 Foam

Code	8.451.0208
Max steam pressure/temperature/ Steam production	7 bar/165° C/3,25 kg/h
Boiler absorbed power	3000 W/230V ~ 50Hz (Ph 1)
Vacuum motor absorbed power	1200 W
Column depression/Air flow	22 kPa/220 m³/h
Water tank/detergent tank capacity	5 l/5 l





New simple and intuitive control panel, quick-coupling steam gun, main ON/OFF switch with lamp, boiler ON/OFF switch with lamp, steam function/compressed air function selector, water/detergent selector, steam flow rate regulator, steam ready indicator lamp, low water level indicator lamp with buzzer, steam pressure gauge, and air pressure gauge. Gun with integrated vacuum ON/OFF function and power level display.

Multipurpose machine: cleaning with detergent, steam, steam with detergent, foam and hot water. Equipped with a compressed air connection and pressure gauges for air and steam. Unlimited autonomy of steam thanks to the electronically controlled power supply of the boiler, which enables water top-ups in the tank without having to stop the machine or interrupt work. Discharge pipe to quickly drain dirty water from the tank. Two-



stage bypass vacuum motor. Equipped with 3 pumps: boiler, detergent and water. Maximum safety thanks to the 2 safety thermostats, 1 pressure switch and 1 mechanical maximum pressure valve + 1l LC prefoam.

## Fields of applications

### Steam system:

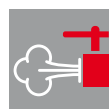
Hospitality, community & healthcare (hospitality, buildings cleaning, spa & sport, education & community, healthcare).

Industry (industry, transportation, car washers, car dealers).

**Foam system:** Car dealers, car washers, garages, car body shops, and every other place where a source of compressed air is already available



### GV Katla



Watch the video on youtube:  
[www.youtube.com/lavorpro](http://www.youtube.com/lavorpro)

#### Equipped with:

- Saturated steam at 9 bar at a temperature of 175°C
- Steam gun with low tension control
- Stainless steel body AISI 304
- Boiler 3,3 kW S. S. AISI 304. Thickness 25/10
- Low level water lamp indicator
- Device for using chemicals and detergents mixed with steam
- Heating and activation time required: 7 min.
- Steam regulation
- Discharge valve
- Pressure gauge
- The boiler can be refilled from the tank provided (continuous duty)
- Wheels suitable for food and processing areas
- Storage basket.

#### Standard equipment:

- 5.409.0256 Hose 3 m



- 2 x 3.753.0111



- 3.754.0228



- 3.754.0229



- 3.754.0235



- 3.754.0250



- 3.754.0230



- 6.405.0240



- 6.402.0096



- 3.754.0234



- 6.402.0095



- 3.099.0126



#### Optional

- 5.409.0254 Steam gun with hose (10 m)
- 3.754.0280 Long steam lance


	GV Katla
Code	8.453.0001
Max steam pressure/temperature	9 bar/175° C
Boiler absorbed power	3300 W/230V ~ 50Hz (Ph 1)
Steam production	4,62 kg/h
Boiler type/volume	Inox AISI 304/4 l
Water tank/detergent tank capacity	5 l/5 l



Simple and intuitive control panel, quick-coupling steam gun, main ON/OFF switch with lamp, boiler ON/OFF switch with lamp, water/detergent selector, steam flow rate regulator, steam ready indicator lamp, low water level indicator lamp with buzzer, steam pressure gauge. Steam gun with integrated steam/detergent function activation key and quick coupling of accessories.

Unlimited autonomy thanks to the continuous power supply of the boiler, which enables water top-ups in the tank without having to stop the machine or interrupt work, with major time saving in the operating phase. Boiler with saturated steam at 9 bar at a temperature of 175°C.

Equipped with 3 pumps: boiler, detergent and water. Maximum safety thanks to the 1 safety thermostat, 1 pressure switch and



1 mechanical maximum pressure valve. Discharge valve for complete discharge of the boiler; it eliminates water residues and formation of lime scale, thus lengthening the lifespan of the boiler. A 5-litre water and detergent double tank. A rich and complete range of accessories is supplied. Fieldswater and scale growth, extending boiler's life.

## Fields of applications

### Steam system:

Hospitality, community & healthcare (hospitality, buildings cleaning, spa & sport, education & community, healthcare). Industry (industry, transportation, car washers, car dealers).



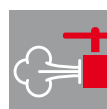


**NEW**

### GV 3 M Plus GV 3,3 M Plus



**NO-STOP  
REFILLING**



Watch the video on youtube:  
[www.youtube.com/lavorpro](http://www.youtube.com/lavorpro)

#### Equipped with:

- Saturated steam at 9 bar at a temperature of 175°C
- Steam gun with low tension control
- Made of AISI 304 stainless steel
- Boiler stainless steel AISI 304. Thickness 25/10
- Heating and activation time required: 7 min.
- Steam regulation
- Discharge valve
- Pressure gauge
- Device for using chemicals and detergents mixed with steam
- The boiler can be refilled from the tank provided (continuous duty)
- Pivoting wheels with brakes, suitable for use in food processing areas.

#### Standard equipment:

- 5.409.0256 Hose 3 m



- 2 x 3.753.0111



- 3.754.0228



- 3.754.0229



- 3.754.0235



- 3.754.0250



- 3.754.0230



- 6.405.0240



- 6.402.0096



- 3.754.0234



- 6.402.0095



- 3.099.0126



#### Optional:

- 5.409.0254 Steam gun with hose (10 m)
- 3.749.0280 Long steam lance

	GV 3 M PLUS	GV 3,3 M PLUS
Code	8.450.0038	8.450.0010
Max steam pressure/temperature	9 bar/175° C	9 bar/175° C
Boiler absorbed power	3000 W/230V ~ 50Hz (Ph 1)	3300 W/230V ~ 50Hz (Ph 1)
Steam production	4.2 kg/h	4.62 kg/h
Boiler type/volume	Inox AISI 304/4 l	Inox AISI 304/4 l
Water tank/detergent tank capacity	5 l/5 l	5 l/5 l



Simple and intuitive control panel, quick-coupling steam gun, main ON/OFF switch with lamp, boiler resistance activation lamp, steam flow rate regulator, steam ready indicator lamp, steam pressure gauge. Steam gun with integrated steam/detergent function activation key and quick coupling of accessories. Boiler no water safety stop sensor. No water and water tank full lamp. Water pump activation lamp. Detergent pump activation lamp. Water/detergent selector key.

Boiler draining key.

Unlimited autonomy thanks to the continuous power supply of the boiler, which enables water top-ups in the tank without having to stop the machine or interrupt work, with major time saving in the operating phase. Boiler with saturated steam at 9 bar at a temperature of 175°C.

Equipped with 2 pumps: boiler and detergent. Maximum safety thanks to the 1 safety thermostat, 1 pressure switch and 1



mechanical maximum pressure valve.

Discharge valve for complete discharge of the boiler; it eliminates water residues and formation of lime scale, thus lengthening the lifespan of the boiler.

Equipped with 4 pivoting wheels suitable for food environments. A 5-litre water and detergent double tank.

A rich and complete range of accessories is supplied.

## Fields of applications

### Steam system:

Steam system: Food & beverage (food industry, catering, beverage, winery).

Hospitality, community & healthcare (hospitality, buildings cleaning, spa & sport, education & community, healthcare).

Industry (industry, transportation, car washers, car dealers).



**NEW**

### GV 5 T Plus GV 8 T Plus



**NO-STOP  
REFILLING**



Watch the video on youtube:  
[www.youtube.com/lavorpro](http://www.youtube.com/lavorpro)

#### Equipped with:

- Built-in AISI 304 stainless steel
- Pivoting wheels with brakes, suitable for use in food processing areas
- The boiler can be refilled from the tank provided (continuous duty)
- Discharge valve
- Pressure gauge
- Device for using chemicals and detergents mixed with steam
- Heating and activation time required: 6 min.
- Control with low tension controls
- Control panel: ON-OFF main switch, indicator lamp,
- Saturated steam at 9 bar at a temperature of 175°C.

#### Standard equipment:

- 6.402.0080  
Hose 3,5 m



- 6.402.0082



- 6.402.0081



- 6.402.0083



- 6.405.0207



- 6.402.0046



- 6.402.0069



- 4.407.0033 Steam nozzle

#### Optional:

- 6.402.0087 Steam gun with hose (6 m)
- 6.402.0085 Steam gun with hose (10 m)
- 6.402.0092 Straight lance mm 750 without nozzle
- 6.405.0197 Coupling for tanks Ø 40
- 6.402.0094 Extension 650 mm
- 6.402.0097 Lance with flat nozzle
- 6.402.0098 Brass bristles brush Ø 80
- 6.402.0112 Lance for barrel

	GV 5 T plus	GV 8 T plus
Code	8.458.0006	8.458.0001
Max steam pressure/temperature	9 bar/175° C	9 bar/175° C
Boiler absorbed power	5000 W/400V ~ 50Hz (Ph 3)	8000 W/400V ~ 50Hz (Ph 3)
Steam production	8 kg/h	13,50 kg/h
Boiler type/volume	Inox AISI 304/5 l	Inox AISI 304/5 l
Water tank/detergent tank capacity	10 l/5 l	10 l/5 l





Simple and intuitive control panel, quick-coupling steam gun, main ON/OFF switch with lamp, boiler resistance activation lamp, steam flow rate regulator, steam ready indicator lamp, steam pressure gauge. Steam gun with integrated steam/detergent function activation key and quick coupling of accessories. Boiler no water safety stop sensor. No water and water tank full lamp. Water pump activation lamp. Detergent pump activation lamp. Water/detergent selector key.

Boiler draining key.

Unlimited autonomy thanks to the continuous power supply of the boiler, which enables water top-ups in the tank without having to stop the machine or interrupt work, with major time saving in the operating phase. Boiler with saturated steam at 9 bar at a temperature of 175°C.

Equipped with 2 pumps: boiler and detergent. Maximum safety thanks to the 1 safety thermostat, 1 pressure switch and 1



mechanical maximum pressure valve.

Discharge valve for complete discharge of the boiler; it eliminates water residues and formation of lime scale, thus lengthening the lifespan of the boiler.

Equipped with 4 pivoting wheels suitable for food environments. A 10l water and 5l detergent double tank. A rich and complete range of accessories is supplied.

## Fields of applications

### Steam system:

Steam system: Food & beverage (food industry, catering, beverage, winery).

Hospitality, community & healthcare (hospitality, buildings cleaning, spa & sport, education & community, healthcare).

Industry (industry, transportation, car washers, car dealers).





**NEW**

### GV Vesuvio



Watch the video on youtube:  
[www.youtube.com/lavorpro](http://www.youtube.com/lavorpro)

#### Equipped with:

- Built-in AISI 304 stainless steel
- Pivoting wheels with brakes, suitable for use in food processing areas
- The boiler can be refilled from the tank provided (continuous duty)
- Temperature regulator, discharge valve and pressure gauge
- Device for using chemicals and detergents mixed with steam
- Control with low tension controls
- Control panel: ON-OFF main switch, indicator lamp, thermoregulator, boiler activating key, gun activating key
- Timer cycle.

#### Standard equipment:

- 6.402.0080 Hose 3,5 m
- 6.402.0082
- 6.402.0081
- 6.402.0083
- 6.405.0207
- 6.402.0046
- 6.402.0069
- 4.407.0033 Steam nozzle (GV Vesuvio 10)
- 4.407.0076 Steam nozzle (GV Vesuvio 15)
- 4.407.0077 Steam nozzle (GV Vesuvio 18/GV Vesuvio 21)
- 4.407.0079 Steam nozzle (GV Vesuvio 30)

#### Optional:

- 6.402.0087 Steam gun with hose (6 m)
- 6.402.0085 Steam gun with hose (10 m)
- 6.402.0093 Steam gun with hose (15 m)
- 6.402.0090 Steam gun with hose (20 m)
- 6.402.0092 Straight lance mm 750 without nozzle
- 6.405.0197 Coupling for tanks Ø 40
- 6.402.0094 Extension 650 mm
- 6.402.0097 Lance with flat nozzle
- 6.402.0098 Brass bristles brush Ø 80
- 6.402.0112 Lance for barrel

	GV Vesuvio 10	GV Vesuvio 15	GV Vesuvio 18	GV Vesuvio 21	GV Vesuvio 30
Code	8.452.0010	8.452.0029	8.452.0002	8.452.0030	8.452.0001
Max steam pressure/temperature	10 bar/180° C	10 bar/180° C	10 bar/180° C	10 bar/180° C	10 bar/180° C
Boiler absorbed power	10000 W/400V~50Hz (Ph 3)	15000 W/400V~50Hz (Ph 3)	18000 W/400V~50Hz (Ph 3)	21000 W/400V~50Hz (Ph 3)	30000 W/400V~50Hz (Ph 3)
Steam production	14,8 kg/h	22,2 kg/h	26.5 kg/h	31 kg/h	44.5 kg/h
Boiler type/volume	Inox AISI 304/18 l	Inox AISI 304/18 l	Inox AISI 304/18 l	Inox AISI 304/18 l	Inox AISI 304/18 l
Water tank/detergent tank capacity	25 l/5 l	25 l/5 l	25 l/5 l	25 l/5 l	25 l/5 l



Simple and intuitive control panel, quick-coupling steam gun, main ON/OFF switch, activation lamp, electronic regulator of the temperature with digital display, low water level display with buzzer, boiler activation key, gun activation key, steam pressure gauge, steam selector and detergent selector. Steam gun with integrated steam/detergent function activation key and quick coupling of accessories. Timer cycle. Unlimited autonomy thanks to the continuous power supply

of the boiler, which enables water top-ups in the tank without having to stop the machine or interrupt work, with major time saving in the operating phase. Boiler with saturated steam at 10 bar at a temperature of 180°C.

Equipped with 2 pumps: detergent and water. Maximum safety thanks to the 2 level controls, 1 thermostat, 1 pressure switch and 1 mechanical pressure valve. Discharge valve for complete discharge of the boiler; it eliminates water residues



and formation of lime scale, thus lengthening the lifespan of the boiler. Double tank: 25 litres for water and 5 litres for detergent. Equipped with 2 pivoting wheels and appropriate brake to use in food environments + 2 fixed wheels. A rich and complete range of accessories is supplied with practical accessory holders.

## Fields of applications

### Steam system:

Steam system: Food & beverage (food industry, catering, beverage, winery).

Hospitality, community & healthcare (hospitality, buildings cleaning, spa & sport, education & community, healthcare).

Industry (industry, transportation).







Watch the video on youtube:  
[www.youtube.com/lavorpro](http://www.youtube.com/lavorpro)

### Metis

#### Standard equipment:

- 6.402.0102 Hose 10 m 
- 6.402.0082 
- 6.405.0207 
- 4.407.0079 Steam nozzle 

#### Optional:

- 6.402.0103 Steam gun with hose (15 m)
- 6.402.0104 Steam gun with hose (20 m)
- 6.402.0092 Lance mm 750 without nozzle
- 6.402.0081 Lance mm 175 without nozzle
- 6.402.0083 Lance mm 425 without nozzle
- 6.402.0046 Black plastic scraper l. 50
- 6.402.0069 Glass wiper
- 6.405.0197 Coupling for tanks Ø 40
- 6.402.0094 Extension 650 mm
- 6.402.0097 Lance with flat nozzle
- 6.402.0098 Brass bristles brush Ø 80
- 6.402.0112 Lance for barrel

#### Equipped with:

- Vertical burner with high thermal efficiency steel coil
- Auxiliary motor for burner
- Discharge valve: allows a complete discharge of the boiler
- Temperature regulator: the temperature is set-up by an electronic regulator
- Steam pressure gauge
- Low fuel indicator
- Double pipe gasoil pump
- User-friendly control panel
- Unit can be continually refilled
- Provided with 2 outputs for simultaneous work of two different operators.

	Metis
Code	8.457.0001
Max steam pressure/temperature	10 bar / 178° C
Absorbed power	350 W / 230V ~ 50Hz (Ph 1)
Steam production dry/wet	50/90 kg/h
Burner type/fuel consumption	Diesel / 2,83 l/h
Water tank/fuel tank capacity	18 l / 18 l



Metis is a portable steam generator with a diesel fuel boiler. Unlimited autonomy thanks to no-stop water tank refilling. It does not leave any residues after cleaning. Metis water saving (over 90%) compared to normal high-pressure systems. Allows sanitisation tasks thanks to the combined use of steam and pressure. The operator does not require special protective overalls and protective masks. Provided with 2 outputs for simultaneous work of two different operators.

Portability: it does not need to be connected neither to the water supply because it is equipped with a water tank.

It is easy to move around, easy to use, and ready to use.

The advantages compared to normal high-pressure washing:

- Ecological: It consumes very little water (90% less than normal high-pressure cleaners) and does not require connection to the water supply.



- It does not require a collection tank to dispose of water reflux.
- Thanks to the high temperature that degreases and dissolves dirt, no polluting chemical products are required.
- Easy to use where required, it does not require connection to the water supply, the operator does not require special work clothing, excess water is not wasted.
- Ideal for maintenance cleaning and makes the bodywork of your car or motorbike shine without the risk of damaging it with the mechanical action of the high-pressure water.

Ideal for: Eliminating stubborn grease and dirt, leaving surfaces clean and shining. Cleaning is easy, all you need to do is use the cleaning and degreasing action of the steam at high temperature and collect residues with a microfibre cloth. Glass and delicate surfaces. Car interiors and for the most difficult parts to reach. Quick, thorough cleaning and sanitisation of mats without wetting them.



### Kolumbo



**Kolumbo 2way**  
With double guns  
for two operators


Watch the video on youtube:  
[www.youtube.com/lavorpro](http://www.youtube.com/lavorpro)



#### Equipped with:

- Vertical burner with high thermal efficiency steel coil
- Auxiliary motor for burner
- Discharge valve: allows a complete discharge of the boiler
- Temperature regulator: the temperature is set-up by an electronic regulator
- Steam pressure gauge, temperature regulator and low fuel lamp
- Integrated detergent tank with detergent delivery controller by the gun
- Double pipe gasoil pump
- User-friendly control panel
- Unit can be continually refilled
- Standard with double guns for 2 operators model Kolumbo 2Way code 8.628.0017
- Battery version: Kolumbo Cordless code 8.628.0025 (Battery charger 230 V-50 Hz).

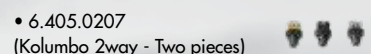
#### Standard equipment:



- 6.402.0085  
Hose 10 m  
(Kolumbo 2way -  
Two pieces)



- 6.402.0082  
(Kolumbo 2way -  
Two pieces)



- 6.405.0207  
(Kolumbo 2way - Two pieces)

- 4.407.0079 Steam nozzle (Kolumbo/Kolumbo cordless)
- 4.407.0077 Steam nozzle (Kolumbo 2 way)

Only Kolumbo cordless  
standard on board



**Available:** version with hose 20 m.  
cod. 8.628.0039

#### Optional:

- 6.402.0080 Steam gun with hose (3,5 m)
- 6.402.0087 Steam gun with hose (6 m)
- 6.402.0093 Steam gun with hose (15 m)
- 6.402.0090 Steam gun with hose (20 m)
- 6.402.0092 Lance mm 750 without nozzle
- 6.402.0081 Lance mm 175 without nozzle
- 6.402.0083 Lance mm 425 without nozzle
- 6.402.0046 Black plastic scraper l. 50
- 6.402.0069 Glass wiper
- 6.405.0197 Coupling for tanks Ø 40
- 6.402.0094 Extension 650 mm
- 6.402.0097 Lance with flat nozzle
- 6.402.0098 Brass bristles brush Ø 80
- 6.402.0112 Lance for barrel

	KOLUMBO	KOLUMBO CORDLESS	KOLUMBO 2way
Code	8.628.0006	8.628.0025	8.628.0017
Max steam pressure/temperature	10 bar / 178° C	10 bar / 178° C	10 bar / 178° C
Absorbed power	350 W / 220/230V ~ 50/60Hz (Ph 1)	350 W / 1 x 12 DC 75 Ah C5	350 W / 220/230V ~ 50/60Hz (Ph 1)
Steam production dry/wet	50/90 kg/h	50/90 kg/h	50/90 kg/h
Burner type/fuel consumption	Diesel / 2,83 l/h	Diesel / 2,83 l/h	Diesel / 2,83 l/h
Water tank/fuel tank capacity	25 l / 25 l	25 l / 25 l	25 l / 25 l





GV Kolumbo is a portable steam generator with a diesel fuel boiler. Unlimited autonomy thanks to no-stop water tank refilling. It does not leave any residues after cleaning. Major water saving (over 90%) compared to normal high-pressure systems. Allows sanitisation tasks thanks to the combined use of steam and detergents. The operator does not require special protective overalls and protective masks.

Portability: it does not need to be connected neither to the water

supply because it is equipped with a water tank, nor to the electrical supply (cordless model) because it has a diesel fuel boiler. It is easy to move around, easy to use, and ready to use. The advantages compared to normal high-pressure washing:

- Ecological: It consumes very little water (90% less than normal high-pressure cleaners) and does not require connection to the water supply.

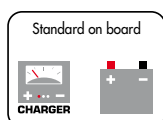
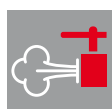


- It does not require a collection tank to dispose of water reflux.
- Thanks to the high temperature that degreases and dissolves dirt, no polluting chemical products are required.
- Easy to use where required, it does not require connection to the water supply, the operator does not require special work clothing, excess water is not wasted.
- Ideal for maintenance cleaning and makes the bodywork of your car or motorbike shine without the risk of damaging it with the mechanical action of the high-pressure water.

Ideal for: Eliminating stubborn grease and dirt, leaving surfaces clean and shining. Cleaning is easy, all you need to do is use the cleaning and degreasing action of the steam at high temperature and collect residues with a microfibre cloth. Glass and delicate surfaces. Car interiors and for the most difficult parts to reach. Quick, thorough cleaning and sanitisation of mats without wetting them.



### Graffiti Waster




#### Standard equipment:


- 6.402.0085  
Hose 10 m




- 6.402.0081



- 6.402.0094




- 6.405.0207




- 6.402.0046



- 6.402.0099



- 3.749.0475



- 4.008.0009



- 4.407.0079 Steam nozzle



#### Optional:

- 6.402.0080 Steam gun with hose (3,5 m)
- 6.402.0093 Steam gun with hose (15 m)
- 6.402.0090 Steam gun with hose (20 m)
- 0.011.0001 Calibrated sand (6 x 5 kg)
- 6.402.0112 Lance for barrel

#### Equipped with:

- Vertical burner with high thermal efficiency steel coil
- Auxiliary motor for burner
- Discharge valve: allows a complete discharge of the boiler
- Temperature regulator: the temperature is set-up by an electronic regulator
- Steam pressure gauge, temperature regulator and Low fuel lamp
- Integrated detergent tank with detergent delivery controller by the gun
- Double pipe gasoil pump
- User-friendly control panel
- Unit can be continually refilled
- Battery and battery charger included (Battery charger 230 V-50 Hz).

Graffiti Waster	
Code	8.628.0027
Max steam pressure/temperature	10 bar / 178° C
Absorbed power	350 W / 1 x 12 DC 75 Ah C5
Steam production wet/dry	50/90 kg/h
Burner type/fuel consumption	Diesel / 2,83 l/h
Water tank/fuel tank capacity	25 l / 25 l





PAT. PEND.

## What you can do with Graffiti Waster...



Watch the video on youtube:  
[www.youtube.com/lavorpro](http://www.youtube.com/lavorpro)



**Graffiti Waster** is a portable steam generator, equipped with diesel fuel boiler, allowing graffiti and dirt removal in general, thanks to the revolutionary system using steam/sand and steam/detergent mashed together. To remove all types of graffiti away from walls, buildings, floors. To restore and clean statues/monuments. Sandblasting walls and railings. Clean and sand blasting terracotta tiles, roofing tiles and wood. Pickle machineries and surfaces thanks to a combined use of detergents. Unlimited autonomy: thanks to no-stop water tank refilling.

### Main plus in comparison to traditional sand blasting systems using air or water:

- It doesn't leave residuals at the end of cleaning task.
- No water waste.
- Noiseless.
- Allows sanitization tasks thanks to the combined use of steam and detergents.
- The operator doesn't need protective overalls and protective masks with filters.
- Lack of hazardous dust that are pulled down by steam.
- With a LAVOR vacuum cleaner it is possible to carry out a deep cleaning of the area at the end of the cleaning task
- Portability: it doesn't need to be connected nor to water supply, because it is equipped with water tank, not to the electrical supply, because it has a diesel fuel boiler.
- Easy to use and always ready to use.
- Easy to move.







Code	Model	Page	With electric motor	With internal combustion engine	With battery electric motor	Max pressure	Solution tank capacity	Delivery rate	High pressure hose	Packaging dimensions	Packaging weight	Pieces for pallet
			230V-50Hz		12V	bar	lt.	l/m	m.	cm L x l x h	kg	n°
8.068.0006 + 3.554.0053	CRL 50 Battery	213			✓	6,9	50	4,2	5	85 x 49 h 78	34,80	1
8.068.0006 + 3.554.0054	CRL 50 Battery	213			✓	10	50	5,7	5	85 x 49 h 78	36	1
8.068.0004 + 3.554.0053	CRL 80 Battery	214			✓	6,9	80	4,2	5	92 x 72 h 80	38,80	1
8.068.0004 + 3.554.0054	CRL 80 Battery	214			✓	10	80	5,7	5	92 x 72 h 80	40	1
8.068.0005 + 3.554.0053	CRL 120 Battery	215			✓	6,9	120	4,2	5	92 x 72 h 81	38,80	1
8.068.0005 + 3.554.0054	CRL 120 Battery	215			✓	10	120	5,7	5	92 x 72 h 81	40	1
8.068.0001 + 3.554.0051	CRL 50	216	✓			20	50	20	5	85 x 49 h 78	34,50	1
8.068.0001 + 3.554.0052	CRL 50	216		✓		20	50	20	5	85 x 49 h 78	35	1
8.068.0002 + 3.554.0051	CRL 80	217	✓			20	80	20	10	92 x 72 h 80	38,5	1
8.068.0002 + 3.554.0052	CRL 80	217		✓		20	80	20	10	92 x 72 h 80	39	1
8.068.0003 + 3.554.0051	CRL 120	218	✓			20	120	20	10	92 x 72 h 81	38,5	1
8.068.0003 + 3.554.0052	CRL 120	218		✓		20	120	20	10	92 x 72 h 81	39	1
8.068.0007	CRL 50 Misting	219	✓			80	50	1	10	85 x 49 h 78	36	1





## CRL 50 Battery

### AVAILABLE IN 2 VERSIONS


**+ 3.554.0053**  
MTP CBM 1200 HP  
**12V 24Ah battery**  
included



**+ 3.554.0054**  
MTP CBM 1500 HP  
**12V 35Ah battery**  
included



### Standard accessories:



0.968.0008



5 m



only for models code:  
3.554.0053-3.554.0054

### Other available versions:

- 3.5540056 MTP CBM 1200 HP  
12V 24Ah battery not included
- 3.5540057 MTP CBM 1500 HP  
12V 35Ah battery not included

### Optional:

- On request ABS Hose reel with or without hose.
- 0.906.0110 Nozzle set for Misting 2 x 020
- 3.697.0083 **KILLVIR PLUS:** Multi-surface instant purifying API recommended against Covid-19 | Source WHO – World Health Organization guideline

### Equipped with:

- Autonomous battery for intensive use up to 3 hours
- High-pressure electric pump for spraying with a maximum range of 7 meters
- The pressure switch ensures the pump is switched on only when the nozzle is activated
- Adjustable lance with integrated nozzle
- Standard pressure regulator
- 12V charger with charge indicator
- Glycerine pressure gauge
- 5 meter hose

### Both codes needs to be ordered to receive the finished product

	CRL 50 battery with Module MTP CBM 1200 HP	CRL 50 battery with Module MTP CBM 1500 HP
code	0.068.0006 + 3.554.0053	0.068.0006 + 3.554.0054
operat. pressure	6,9 bar-100 psi	10 bar-145 psi
delivery rate	252 l/h-1,1 GPM	342 l/h-1,51 GPM
Power	12V 24Ah Battery	12V 35Ah Battery
Solution tank capacity	50 lt.	50 lt.
High pressure hose	5 m.	5 m.

### CRL 80 Battery



#### AVAILABLE IN 2 VERSIONS

**+ 3.554.0053**  
MTP CBM 1200 HP  
**12V 24Ah battery**  
included



**+ 3.554.0054**  
MTP CBM 1500 HP  
**12V 35Ah battery**  
included




#### Equipped with:

- Autonomous battery for intensive use up to 3 hours
- High-pressure electric pump for spraying with a maximum range of 7 meters
- The pressure switch ensures the pump is switched on only when the nozzle is activated
- Adjustable lance with integrated nozzle
- Standard pressure regulator
- 12V charger with charge indicator
- Glycerine pressure gauge
- 5 meter hose

**Both codes needs to be ordered to receive the finished product**

	CRL 80 battery with Module MTP CBM 1200 HP	CRL 80 battery with Module MTP CBM 1500 HP
code	0.068.0004 + 3.554.0053	0.068.0004 + 3.554.0054
operat. pressure	6,9 bar-100 psi	10 bar-145 psi
delivery rate	252 l/h-1,1 GPM	342 l/h-1,51 GPM
Power	12V 24Ah Battery	12V 35Ah Battery
Solution tank capacity	80 lt.	80 lt.
High pressure hose	5 m.	5 m.

#### Standard accessories:



0.968.0008



5 m



only for models code:  
3.554.0053-3.554.0054

#### Other available versions:

- 3.5540056 MTP CBM 1200 HP  
12V 24Ah battery not included
- 3.5540057 MTP CBM 1500 HP  
12V 35Ah battery not included

#### Optional:

- On request ABS Hose reel with or without hose.
- 0.906.0110 Nozzle set for Misting 2 x 020
- 3.697.0083 **KILLVIR PLUS**: Multi-surface instant purifying API recommended against Covid-19 | Source WHO – World Health Organization guideline





## CRL 120 Battery

### AVAILABLE IN 2 VERSIONS


**+ 3.554.0053**  
MTP CBM 1200 HP  
**12V 24Ah battery**  
included



**+ 3.554.0054**  
MTP CBM 1500 HP  
**12V 35Ah battery**  
included



### Standard accessories:



0.968.0008



5 m



only for models code:  
3.554.0053-3.554.0054

### Other available versions:

- 3.5540056 MTP CBM 1200 HP  
12V 24Ah battery not included
- 3.5540057 MTP CBM 1500 HP  
12V 35Ah battery not included

### Optional:

- On request ABS Hose reel with or without hose.
- 0.906.0110 Nozzle set for Misting 2 x 020
- 3.697.0083 **KILLVIR PLUS:** Multi-surface instant purifying API recommended against Covid-19 | Source WHO – World Health Organization guideline

### Equipped with:

- Autonomous battery for intensive use up to 3 hours
- High-pressure electric pump for spraying with a maximum range of 7 meters
- The pressure switch ensures the pump is switched on only when the nozzle is activated
- Adjustable lance with integrated nozzle
- Standard pressure regulator
- 12V charger with charge indicator
- Glycerine pressure gauge
- 5 meter hose

### Both codes needs to be ordered to receive the finished product

	CRL 120 battery with Module MTP CBM 1200 HP	CRL 120 battery with Module MTP CBM 1500 HP
code	0.068.0005 + 3.554.0053	0.068.0005 + 3.554.0054
operat. pressure	6,9 bar-100 psi	10 bar-145 psi
delivery rate	252 l/h-1,1 GPM	342 l/h-1,51 GPM
Power	12V 24Ah Battery	12V 35Ah Battery
Solution tank capacity	120 lt.	120 lt.
High pressure hose	5 m.	5 m.

### CRL 50

#### AVAILABLE IN 2 VERSIONS

**+ 3.554.0051**  
With electric motor  
**MNF 230V 50 Hz**

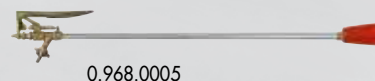


**+ 3.554.0052**  
With internal  
combustion engine  
**Loncin LC148F-  
2S BA**

#### OPTIONAL



#### Standard accessories:



0.968.0005



0.968.0006

#### Optional:

- 0.966.0065 ABS Hose reel (hose not included)
- 0.966.0068 ABS Hose reel hose included 20 m
- 0.966.0070 ABS Hose reel hose included 50 m
- 3.697.0083 **KILLVIR PLUS**: Multi-surface instant purifying API recommended against Covid-19 | Source WHO – World Health Organization guideline

#### Equipped with:

- Tank in high strength polyethylene
- Very low barycentre that guarantees stability
- Complete emptying even on ground that is not perfectly flat
- Lever spray gun with nozzle and diffuser
- External filter
- Tubular frame with detachable handles
- Frame support foot part of the frame, not removable
- Optional hose reel on request

**Both codes needs to be ordered to receive the finished product**

	CRL 50 with electric motor	CRL 50 with internal combustion engine
code	0.068.0001 + 3.554.0051	0.068.0001 + 3.554.0052
operat. pressure	20 bar-2900 psi	20 bar-2900 psi
delivery rate	1200 l/h-5.55 GPM	1200 l/h-5.55 GPM
Power	Electric motor 230V ~ 50Hz	Engine Loncin LC148F-2S BA
Solution tank capacity	50 lt.	50 lt.
High pressure hose	5 m.	5 m.

## CRL 80

### AVAILABLE IN 2 VERSIONS

**+ 3.554.0051**  
With electric motor  
**MNF 230V 50 Hz**




**+ 3.554.0052**  
With internal  
combustion engine  
**Loncin LC148F-  
2S BA**

### OPTIONAL



### Standard accessories:



0.968.0005



10 m

0.968.0007

### Optional:

- 0.966.0066 ABS Hose reel (hose not included)
- 0.966.0074 Sheet metal hose reel (hose not included)
- 0.966.0069 ABS Hose reel hose included 20 m
- 0.966.0071 ABS Hose reel hose included 40 m
- 3.697.0083 **KILLVIR PLUS:** Multi-surface instant purifying API recommended against Covid-19 | Source WHO – World Health Organization guideline

### Equipped with:

- Tank in high strength polyethylene
- Very low barycentre that guarantees stability
- Complete emptying even on ground that is not perfectly flat
- Lever spray gun with nozzle and diffuser
- External filter
- Tubular frame with detachable handles
- Frame support foot part of the frame, not removable
- Optional hose reel on request

**Both codes needs to be ordered to receive the finished product**

	CRL 80 with electric motor	CRL 80 with internal combustion engine
code	0.068.0002 + 3.554.0051	0.068.0002 + 3.554.0052
operat. pressure	20 bar-2900 psi	20 bar-2900 psi
delivery rate	1200 l/h-5.55 GPM	1200 l/h-5.55 GPM
Power	Electric motor 230V ~ 50Hz	Engine Loncin LC148F-2S BA
Solution tank capacity	80 lt.	80 lt.
High pressure hose	10 m.	10 m.



### CRL 120

#### AVAILABLE IN 2 VERSIONS

**+ 3.554.0051**  
With electric motor  
**MNF 230V 50 Hz**




**+ 3.554.0052**  
With internal  
combustion engine  
**Loncin LC148F-  
2S BA**

#### OPTIONAL



#### Standard accessories:



0.968.0005



10 m  
0.968.0007

#### Optional:

- 0.966.0067 ABS Hose reel (hose not included)
- 0.966.0075 Sheet metal hose reel (hose not included)
- 0.966.0072 ABS Hose reel hose included 20 m
- 0.966.0073 ABS Hose reel hose included 40 m
- 3.697.0083 **KILLVIR PLUS:** Multi-surface instant purifying API recommended against Covid-19 | Source WHO – World Health Organization guideline

#### Equipped with:

- Tank in high strength polyethylene
- Very low barycentre that guarantees stability
- Complete emptying even on ground that is not perfectly flat
- Lever spray gun with nozzle and diffuser
- External filter
- Tubular frame with detachable handles
- Frame support foot part of the frame, not removable
- Optional hose reel on request

**Both codes needs to be ordered to receive the finished product**

	CRL 120 with electric motor	CRL 120 with internal combustion engine
code	0.068.0002 + 3.554.0051	0.068.0002 + 3.554.0052
operat. pressure	20 bar-2900 psi	20 bar-2900 psi
delivery rate	1200 l/h-5.55 GPM	1200 l/h-5.55 GPM
Power	Electric motor 230V ~ 50Hz	Engine Loncin LC148F-2S BA
Solution tank capacity	120 lt.	120 lt.
High pressure hose	10 m.	10 m.

## CRL 50 Misting



### Standard accessories:



### Equipped with:

- High-strength 50 l. polyethylene tank • Comet AXR misting pump • Single-phase electric induction motor • Very low centre of gravity which ensures stability • Complete emptying including on uneven ground • Lance fasteners • Spray gun GC 251 with swivel + lance provided with special multi-nozzle spraying head • Vertical lance positioning for static use • External filter • Tubular painted-steel frame with detachable handles • Support foot built in the frame, not removable • Puncture-proof tyres

### SANITIZE BY MISTING

The most suitable sanitizer for these applications is common hydrogen peroxide, a completely non-toxic and non-corrosive sanitizer but which is extremely effective against viruses and bacteria.

**The treatment does not generate the formation of Volatile Organic Compounds and degradation is rapid and reaches over 99.99% in about 20 minutes.**

### Optional:

- 0.966.0078 Hose reel hose included 15 m
- 0.906.0112 Nozzle set for Misting 4 x 020
- 3.697.0083 **KILLVIR PLUS:** Multi-surface instant purifying API recommended against Covid-19 | Source WHO – World Health Organization guideline

	CRL 50 Misting
code	0.068.0007
operat. pressure max	80 bar-1160 psi
delivery rate	60 l/h-0,26 GPM
Power	Electric motor 230V ~ 50Hz
Solution tank capacity	50 lt.
High pressure hose	10 m.

**In order to complete the chemical products supply and to allow a better applicability and effectiveness, the sprayers are the perfect solution when supply wideness, use versatility and dosage saving are taken into consideration.**

They are split into two different categories: pneumatic charge and continuous pneumatic charge.



Pneumatic charge sprayers need to be connected to an air compressor to charge the tank and allow the product vaporization without the connection to the air compressor. They work at high-pressures and so they use capacious steel or stainless steel tanks to allow a greater working autonomy.

Continuous pneumatic foam sprayers need a permanent connection to an air compressor; in this way air mixes with the chemical product producing a soft and voluminous foam that persists on surfaces: with a little chemical product, it is possible to treat wider areas or tough dirt (also on ceilings, inclined and/or slippery walls).

They work at high-pressure and so they use capacious steel or stainless steel tanks to allow a greater working autonomy.

The chemical product spraying is a finishing phase of cleaning task with other machines. The choice of the right product considering the kind of cleaning task grants the best result, complying with the environment and the machine that sprays the chemical product. Our chemical products range has been conceived complying with the strictest rules protecting the environment and avoiding the indiscriminating use of products damaging the environment. The right measuring and respect of the instructions we suggest are the best balance of the economical and technical needs of each up-to-date and aware cleaning task.


Code	Model	Page	Product	Capacity liters	Recharging	Working pressure bar	Category	Single packaging weight kg	Single packaging weight lbs	Single packaging dimensions cm L x l x H	Pieces for pallet N°	Pallet dimensions cm L x l x H
6.608.0079	FOAM BOX	221	Foam sprayer	-	Air operating	4	Box	5 kg	11	40x40x30	-	-
0.006.0002	SPRAY NV24	222	Sprayer	24	Pneumatic	6	Trolley	17 kg	38	34x34x82	18	102x102x215
0.006.0003	SPRAY NV50	222	Sprayer	50	Pneumatic	6	Trolley	27 kg	60	47x47x107	12	141x107x205
0.006.0007	FOAMJET SV24	223	Foam sprayer	24	Air operating	6	Trolley	17 kg	38	34x34x82	18	102x102x215
0.006.0009	FOAMJET SX24	223	Foam sprayer	24	Air operating	6	Trolley	13 kg	29	34x34x82	18	102x102x215
0.006.0008	FOAMJET SV50	223	Foam sprayer	50	Air operating	6	Trolley	27 kg	60	47x47x107	12	141x107x205
0.006.0010	FOAMJET SX50	223	Foam sprayer	50	Air operating	6	Trolley	20 kg	44	47x47x107	12	141x107x205



## Foam box



### Standard equipment:



• 6.402.0109

• 8m hose 3.099.0705



### Optional:

**3.697.0059** 4x5 kg foaming cleanser for commercial vehicles

**3.697.0057** 4x5 Kg alkaline foaming cleanser for food industry

**3.697.0058** 4x5 Kg foaming cleanser for hygiene facilities

**3.697.0056** 4x5 kg foaming cleanser for cloth and carpets



Device for dense foam production and spreading. Easy to install, it requires only compressed air connection and power supply.

Ideal for cleaning: car body, car interiors, bathrooms, kitchens, slaughterhouses, food processing areas, health care settings, cellars.

**Optional 3.697.0083 KILLVIR PLUS:** Multi-surface instant purifying API recommended against Covid-19 | Source WHO – World Health Organization guideline

	Foam box
code	6.608.0079
voltage	220-240V ~ 50Hz
pumps no. - power	2 - 100W
air pressure	4 bar
delivery rate	1 l/m
detergent concentration	4%
dimension/weight	44 x 13 h 25/3 Kg

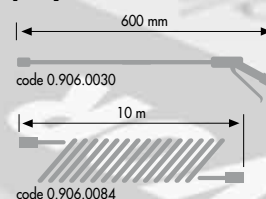
### Spray



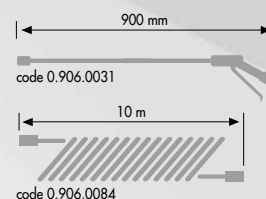
#### Standard accessories:

- Professional gun.
- Lance with nozzle.
- Integrated inlet and outlet quick.
- Chemical use hose and gasket.

#### Spray 24



#### Spray 50



**Spray:** Pneumatic charge sprayers need to be connected to an air compressor to charge the tank and allow the product vaporization without the connection to the air compressor. They work at high-pressures and so they use capacious steel or stainless steel tanks to allow a greater working autonomy.

**Optional 3.697.0083 KILLVIR PLUS:** Multi-surface instant purifying API recommended against Covid-19 | Source WHO – World Health Organization guideline

	SPRAY NV24	SPRAY NV50
code	0.006.0002	0.006.0003
capacity/model	24 l/painted	50 l/painted
working pressure	6 bar	6 bar
safety valve	max 8 bar	max 8 bar
pressure indicator	pressure gauge	pressure gauge
level indicator	external column	external column
recharging	pneumatic	pneumatic
pressure regulator	manual	manual
gun connection	1/4" G-F	1/4" G-F
hose type	rilsan	rilsan
hose/lance lenght	10 mt/600 mm	10 mt/900 mm
dimension/weight	28x32x75 cm/15 kg - 33,06 lbs	45x42x100 cm/25 kg - 55,11 lbs

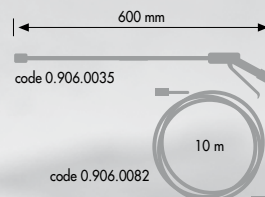
## Foamjet



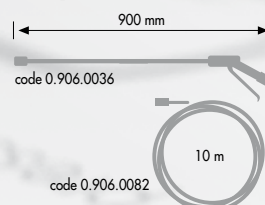
### Standard accessories:

- Professional gun.
- Lance with nozzle.
- Integrated inlet and outlet quick.
- Chemical use hose and gasket.

### Foamjet 24



### Foamjet 50



Continuous pneumatic foam sprayers need a permanent connection to an air compressor; in this way air mixes with the chemical product producing a soft and voluminous foam that persists on surfaces: with a little chemical product, it is possible to treat wider areas or tough dirt (also on ceilings, inclined and/or slippery walls). They work at high-pressure and so they use capacious steel or stainless steel tanks to allow a greater working autonomy.

**Optional 3.697.0083 KILLVIR PLUS:** Multi-surface instant purifying API recommended against Covid-19 | Source WHO – World Health Organization guideline

	FOAMJET SV24	FOAMJET SX24	FOAMJET SV50	FOAMJET SX50
code	0.006.0007	0.006.0009	0.006.0008	0.006.0010
capacity/model	24 l/painted	24 l/S. S.	50 l/painted	50 l/S. S.
working pressure	6 bar	6 bar	6 bar	6 bar
safety valve	max 8 bar	max 8 bar	max 8 bar	max 8 bar
pressure indicator	pressure gauge	pressure gauge	pressure gauge	pressure gauge
level indicator	external column	external column	external column	external column
recharging	air operating	air operating	air operating	air operating
pressure regulator	manual	manual	manual	manual
gun connection	1/4" G-F	1/4" G-F	1/4" G-F	1/4" G-F
hose type	rilson	rilson	rilson	rilson
hose/lance lenght	10 mt/600 mm	10 mt/600 mm	10 mt/900 mm	10 mt/900 mm
dimension/weight	28x32x75 cm/15 kg - 33,06 lbs	28x32x75 cm/11 kg - 24,25 lbs	45x42x100 cm/25 kg - 55,11 lbs	45x42x102 cm/18 kg - 39,68 lbs








### Technology

<b>T1</b> manual cleaning	<b>T2</b> sprayer and wheelbarrows	<b>T3</b> carpet cleaner	<b>T4</b> high-pressure cleaner	<b>T5</b> steam cleaner	<b>T6</b> single disc machine	<b>T7</b> floor scrubber-drier
---------------------------	------------------------------------	--------------------------	---------------------------------	-------------------------	-------------------------------	--------------------------------

### Fields

<b>S1</b> vehicles	<b>S2</b> mechanical industry	<b>S3</b> food industry	<b>S4</b> building
--------------------	-------------------------------	-------------------------	--------------------









MODEL	DESCRIPTION	FIELDS	PROPERTIES	USE:
<b>LCN-800F</b> code 3.697.0023 	FRAGRANCE-FREE SANITISING DETERGENT	<b>S1</b> <b>S3</b> <b>S4</b>	Destroys unpleasant odours, fights the proliferation of bacteria, harmful micro-organisms, fungi and moulds. Contains quaternary ammonium salts.	On all types of hard surface, dilute from 1 to 3%. In the case of tenacious contaminations and aggressive unpleasant odours, dilute up to 6%.
Ph 7.8 - 8.2 1,000 g/ml	5000 ml x 4 pz.		<b>T1</b> <b>T2</b> <b>T3</b> <b>T5</b> <b>T7</b>	
MODEL	DESCRIPTION	FIELDS	PROPERTIES	USE:
<b>LCN-800</b> code 3.697.0024 	FRAGRANCE SANITISING DETERGENT	<b>S1</b> <b>S3</b> <b>S4</b>	Destroys unpleasant odours, fights the proliferation of bacteria, harmful micro-organisms, fungi and moulds. Contains quaternary ammonium salts. Leaves a fresh and long-lasting fragrance in the environment.	On all types of hard surface, dilute from 1 to 3%. In the case of tenacious contaminations and aggressive unpleasant odours, dilute up to 6%.
Ph 7.8 - 8.2 1,000 g/ml	5000 ml x 4 pz.		<b>T1</b> <b>T2</b> <b>T3</b> <b>T5</b> <b>T7</b>	
MODEL	DESCRIPTION	FIELDS	PROPERTIES	USE:
<b>LCN-680AL</b> code 3.697.0025 	ALCOHOLIC MAINTENANCE DETERGENT	<b>S4</b>	Quick-drying universal neutral detergent. Anti-dust effect for 4-5 days. Leaves a pleasant fragrance in the environment. Does not leave residues.	On all types of washable shiny or hard surface such as glass, stone or ceramic, dilute with water from 0.5% to 1%.
Ph 6,6 - 7,0 1,000 g/ml	5000 ml x 4 pz.		<b>T1</b> <b>T3</b> <b>T5</b> <b>T7</b>	
MODEL	DESCRIPTION	FIELDS	PROPERTIES	USE:
<b>LCN-650</b> code 3.697.0026 	NON ALCOHOLIC MAINTENANCE DETERGENT	<b>S4</b>	Universal neutral detergent, does not corrode polymers, natural or synthetic waxes. Leaves a pleasant fragrance in the environment. Does not leave residues.	On all types of washable hard surfaces, even if protected by wax and/or sealants, dilute in water to 0.5%-1%.
Ph 6,3 - 6,7 1,000 g/ml	5000 ml x 4 pz.		<b>T1</b> <b>T3</b> <b>T7</b>	
MODEL	DESCRIPTION	FIELDS	PROPERTIES	USE:
<b>LCN-640WM</b> code 3.697.0027 	NON STRATIFYING WAX WASH DETERGENT	<b>S4</b>	Cleans and shines surfaces. Regenerates protective and wax treatments. Non filmogenous and leaves a pleasant fragrance in the environment.	On all types of washable hard surfaces, including floors protected by wax and/or sealants, dilute in water to 0.5%-1%.
Ph 8,8 - 9,2 1,000 g/ml	5000 ml x 4 pz.		<b>T1</b> <b>T2</b> <b>T3</b> <b>T5</b> <b>T7</b>	











### Technology












<b>T1</b>  manual cleaning	<b>T2</b>  sprayer and Wheelbarrows	<b>T3</b>  carpet cleaner	<b>T4</b>  high-pressure cleaner	<b>T5</b>  steam cleaner	<b>T6</b>  single disc machine	<b>T7</b>  floor scrubber-drier
---	--	--	---	---	---	--






### Fields









<b>S1</b>  vehicles	<b>S2</b>  mechanical industry	<b>S3</b>  food industry	<b>S4</b>  building
--	---	---	--

MODEL	DESCRIPTION	FIELDS	PROPERTIES	USE:
<b>LCB-900WR</b> code 3.697.0030 	FRAGRANCE-FREE WAX REMOVING DETERGENT	<b>S1</b>  <b>S3</b>  <b>S4</b> 	Removes any type of wax or polymer (even if old or stratified).	According to the degree of dirt and the thickness of the film, dilute in water from 1% to 10%. In extreme situations, dilute in water up to 20%.
Ph 8,8 - 9,2 1,000 g/ml	 5000 ml x 4 pz.		<b>T1</b>  <b>T6</b>  <b>T7</b> 	

MODEL	DESCRIPTION	FIELDS	PROPERTIES	USE:
<b>LCB-740F</b> code 3.697.0031 	ALKALINE MULTIPURPOSE DETERGENT	<b>S1</b>  <b>S2</b>  <b>S3</b>  <b>S4</b> 	Dissolves and detaches organic and inorganic dirt.	On all types of hard washable surfaces, ceramic or enamelled surfaces, windows and doors, equipment and industrial machine tools. Dilute in water from 1% to 2%.
Ph (sol. 1%) 6.9 - 7.9 1,000 g/ml	 5000 ml x 4 pz.		<b>T1</b>  <b>T2</b>  <b>T4</b>  <b>T7</b> 	

MODEL	DESCRIPTION	FIELDS	PROPERTIES	USE:
<b>LCN-600SVF</b> code 3.697.0033 	SOLVENT DETERGENT OF VEGETABLE ORIGIN	<b>S1</b>  <b>S2</b>  <b>S3</b>  <b>S4</b> 	Eliminates tar, rubber, glue and adhesive residues. Removes even stratified (acrylic or polymer) wax films. Disintegrates persistent dirt of animal or mineral origin.	According to the degree of dirt and thickness of the film, dilute in water from 0.5% to 2%.
Ph 5,8 - 6,2 0,950 g/ml	 5000 ml x 4 pz.		<b>T1</b>  <b>T2</b>  <b>T5</b>  <b>T6</b>  <b>T7</b> 	

MODEL	DESCRIPTION	FIELDS	PROPERTIES	USE:
<b>LC 113 GV</b> code 3.697.0068 	CARPET AND TEXTILE WASH DETERGENT	<b>S1</b> 	Removes dirt, regenerates and protects fibres. Does not leave residues and releases a pleasant fragrance.	Dilute in water from 2% to 5%.
Ph 6.8 - 7.2 1,010 g/ml	 5000 ml x 4 pz.		<b>T3</b>  <b>T5</b> 	

MODEL	DESCRIPTION	FIELDS	PROPERTIES	USE:
<b>KILLVIR PLUS</b> code 3.697.0083 	MULTI-SURFACE INSTANT PURIFYING API recommended against <b>Covid-19</b>   Source WHO - <b>World Health Organization</b> guideline	<b>S1</b>  <b>S3</b>  <b>S4</b> 	Thanks to its active oxygen-based formula, gives a deep clean, eliminating contaminants and biofilm	Dilute in water from 10%
Ph 5 1 g/ml	 5000 ml		<b>T1</b>  <b>T2</b>  <b>T4</b> 	

### Technology

T2  sprayer

T3  carpet cleaner

T4  high-pressure cleaner

T5  steam cleaner

### Fields

S1  vehicles

S3  food industry



### CHEMICAL PRODUCTS FOR DENSE FOAM PRODUCTION

#### LC 104F



3.697.0059 4x5 kg



S1 

T2 

T3 

T4 

T5 

#### Foaming detergent for commercial vehicles

Monocomponent and alkaline detergent based on selected surfactants with a penetrating and softening action against both organic and inorganic dirt.

It acts quickly and permanently, leaves no residue, is easy to rinse, does not alter painted parts made of plastic or rubber. Thanks to its high content of sequestrants, it maintains its detergent power even in the presence of hard water. Suitable for self-service high pressure washing plants, it can also be used in washing systems with nebulizer.

#### LC 102F



3.697.0057 4x5 kg



S3 

T2 

T3 

T4 

T5 

#### Alkaline foaming cleanser for food industry

Alkaline chloroactive fast-acting product, it cleans and sanitizes the surfaces and the equipment which are treated without leaving any residue. Used with a foaming nebulizer, it produces dense foam which sticks on the walls, enhancing its sanitizing action. Also suitable for floors, workbenches, equipment, etc..., it is used in dairy farms, slaughterhouses, salami factories, oil mills.

#### LC 103F




3.697.0058 4x5 kg



S3 

T2 

T3 

T4 

T5 

#### Foaming cleanser for hygiene facilities

Concentrated liquid detergent with acid pH. Ideal for cleansing stainless steel surfaces, it is used for cleaning and descaling all the acid-resistant surfaces. It effectively removes scale deposits, ferrous oxides and greasy surface dirt making the surfaces clean and without stains.

#### LC 101F



3.697.0056 4x5 kg



S1 

T3 

T5 

#### Foaming cleanser for cloth and carpets

Product indicated for cleaning car interiors made of fabric and of carpet. Formulated with special suspending additives that have the characteristic of breaking the physical-chemical bonds existing between fiber and dirt, attracting the latter to the surface. These substances also avoid the redeposit of dirt guaranteeing excellent cleaning results. Highly foaming, it has to be used with special extraction vacuum cleaners. It brightens the colors and leaves a pleasant perfume.



**GENERAL TERMS OF SALE** Goods travel at buyer's risk.  
Images and technical specifications of products and accessories  
are not binding and can be modified without notice.

Follow us on  
You   



---

# **LAVOR**

**LAVORWASH** S.p.A. J.F.Kennedy, 12 - 46020 Pegognaga (MN) Italy - Tel. +39 0376 55431  
Fax +39 0376 558927 - E-mail: [info@lavor.com](mailto:info@lavor.com) - WebSite: [www.lavor.com](http://www.lavor.com)

